



Year 10

Careers Evening
Tuesday 1st October 2025
4.30pm - 7.30pm

Meet the Team



Mrs Montgomery
Senior Deputy Headteacher
Curriculum and Outcomes



Mr Taylor
Assistant Headteacher



Mr Hegarty
Assistant Headteacher
Personal Development



Mr Gordon
Assistant Headteacher



Mrs Coultas
Lead Learning Administrator



Miss Shepherd
Careers Advisor



Mrs Hardman
Administrator/Careers

Montgomery Academy Careers Vision Statement

Senior Vice Principal – Mrs C Montgomery

School Careers Lead – Mrs L Coultas

Independent Careers Adviser – Miss J Shepherd

Building your future with you

*“Aim high, be positive and be proud of all that
you can achieve”*

At Montgomery Academy, we believe your career journey is a lifelong adventure of employment, changing circumstances, and continuous learning. We are excited and proud to help you take these first few steps towards the rest of your life. While you're with us, we'll help you develop the skills to find the information you need and make well-informed, realistic, and timely decisions that positively impact your life.

Transitioning to your next steps can feel exciting and a bit scary, but don't worry – you'll gain the skills to navigate your own path. We want every single one of you to leave Montgomery as a positive ambassador, ready to offer positive experiences to the world, and making successful career choices is a big part of that. Our former students are a shining example of what you can achieve.

School Journey



Careers Focus throughout the academic year:

- Year 11 - Autumn term applications to Post 16 and continued support through Spring Term
- Year 10 - Summer term Preparation for Post 16 application season in the following Year 11 Autumn Term
- Year 9 - Spring term Option Choices
- Year 7 & 8 - events throughout the year

Supporting Your Journey

My Key Contacts



Miss Shepherd
Careers Advisor



Mrs Coultas
Lead Learning Administrator

Yr 11 lunchtimedrop ins - Lower school dining hall

Yr 10 careers drop ins - library

Please see the school calendar on the careers page of the website, follow the QR code below.



To request a careers appointment, please follow the QR code below.



Supporting My Journey - FAQs

Why do I need to talk about my career when I'm still in school?

Your career actually starts now! Learning about yourself and developing useful skills are things you do every day, both at home and at school. We also teach you how to make good decisions that are right for you, support your learning, and help you with applications for life after Montgomery. Talking about careers now is important because it's the very first step on your lifelong journey.

How does it help my school work?

When you understand why you're learning certain things and how the skills you gain in school are used in the real world of work, it gives you a reason and a purpose to do well. This is how you start building the path to the life you want, full of all the great things you hope to achieve. Being your best in school helps you be your best in life.

What are college deadlines?

These are the dates by which you need to send in your applications for where you want to go after Year 11. We usually aim to have all applications submitted by Christmas, so you can then focus entirely on revising for your GCSEs.

What can I study and where?

You have so many options, both close to home and further away. Many local colleges and training providers will be at our Careers Evening, so you can meet them there. We also put lots of information on the KS4 Wellbeing Google Classroom to help you choose your next step. Plus, there are QR codes in the back of the full booklet that link directly to different places you can apply to. If there's something specific you're interested in that you can't find, just ask a member of the careers team or email us at careers@montgomery.fcat.org.uk

Why are employability skills so important?

Employability skills are really important because this is what employers are looking for in their workforce. Often the skills you use at school are among the skills employers are looking for when they are interviewing for positions in their company.

There are more complex employability skills which are specific to the role and these are often things that you would need to be prepared to learn on the job.

Do I already have employability skills?

Yes, lots of them we are pleased to say. Below are some examples: communication skills, using initiative, problem solving, timekeeping, ability to meet deadlines.

How do I know what to expect from careers as it's not on my timetable?

A careers meeting is a relaxed chat just about you. We'll talk about what you like, what you don't like, and together we'll come up with a plan for your next steps and how to reach them.

Careers are also part of your school curriculum! You'll have sections dedicated to careers in your PSHE classes. Also, your teachers in other subjects often point out how what you're learning could lead to different careers later in life. For example, studying History helps you develop problem-solving skills, which are highly valued in jobs like accountancy.

What if I don't know what I want to do?

It's completely okay not to know what you want to do right now! A career is a journey throughout your life, and you might change jobs or professions many times. We are here to help you with that. For now, you don't need to decide your entire life's path, just what your immediate next steps should be. You can always change direction, and as you grow, your interests and career choices will naturally evolve.

We're here to help you learn the skills and tools you need to make good decisions and make the most of all the opportunities available. The most exciting thing to remember is that we're helping you build a future where new job opportunities might not even exist yet! The future is truly exciting and waiting for you to grab it!

What is a CV and covering letter?

A CV is what we like to describe as you on a page. This tells an employer in brief who you are, what your skills and experiences are and what you can bring to their company if they were to employ you. It is like a word picture of you as a person. A covering letter is a bit more in depth, that tells the employer that you want to work for them and the reasons that you have applied.

What is a National Insurance Number? Why is it important?

You have a National Insurance Number to make sure your National Insurance Contributions and tax are recorded against your name only

All employers will require this information and it will be issued to you just before your 16th birthday, make sure you keep hold of it.

Everyone in this country is issued with a National Insurance Number.





What is LMI?

Labour market information tells you about the workplace or labour market. Labour market information describes the condition of the labour market, past and present, as well as future projections. It makes clear where work opportunities are increasing or decreasing, what occupations exist, what you need to study to become a professional in that occupation, what is required to take up an occupation, how one can find a job, change job or progress in a career.

What age can I get a job at?

Part-time work

The youngest age a child can work part-time is 13, except children involved in areas like:

- television
- theatre
- modelling

Children working in these areas will need a **performance licence**.

Full-time work

Children can only start full-time work once they've reached the **minimum school leaving age** - they can then work up to a maximum of 40 hours a week.

Once someone reaches 16, you may need to **pay them through PAYE**.

Once someone reaches 18, adult **employment rights and rules** then apply.

In England, a young person must be in part-time education or training until they're 18.

What's the national minimum wage?

	21 and over	18 to 20	Under 18	Apprentice
April 2025	£12.21	£10.00	£7.55	£7.55

What is NEET?

Not in Employment, Education or Training

What is RPA?

Raising the participation age means you must continue in education or training until you are 18. It does not mean you must stay in school; you can choose one of the following options: Full-time education, such as school, college or learning provider. Work-based learning, such as an apprenticeship or traineeship.

What are the Benchmarks? Are they important to me?

The Gatsby Benchmarks are part of a national structure that has put in place to make sure students are receiving the correct opportunities both inside and outside of the curriculum to support them in the early stages of their careers journey.



What are the core values?

FCAT Core values are:

Ambition

Excellence

Integrity

Pride

Resilience





















Respect

Many employers have core values, which they expect their employees to demonstrate in their everyday working life.

Supporting my journey - Where can I find useful information?

Career Website– Links and useful websites

BBC Bitesize

			
Amazing Apprenticeships	Army	BBC Bitesize	British Psychology Society
			
Careers in Sport	CITB	Creative and Cultural Skills	<u>Icloud</u>
			
Government Apprenticeships	National Careers Service	Careers in the NHS	START
			
Careers in Policing	Prospects	Royal Navy Careers	RAF
			
Speakers for Schools	Lancashire Forum	<u>Enginuity</u>	Tasty Careers



Tech Skills



UCAS



UR Potential



The WOW Show Careers Guides



B&FC



B&FC



Cardinal Newman



Carhill



Myerscough



Lancaster & Morecambe College



Preston College



Runshaw College



St Mary's 8th Form



BAE Careers




Westinghouse Careers



GP Strategies



JTL Training People



North Lanes Training Group



Training 2000



AFC Fylde Foundation




Blackpool FC Sports College



Fleetwood Town Football Club Community First

Interview Skills That will help you land the job



What is the purpose of a job interview?

The interview is a conversation in which you and an employer exchange information. Your objective is to get an offer of a job, and the employer's objective is to find out the following: What you have to offer (your skills, abilities, basic knowledge) Who you are (your personality, character and interests).

What are interview skills?

Interview skills are skills or actions that allow a person to be more effective throughout the interview process for the new position.

Do your background research

- Where are they based? How many branches/offices do they have? Where would you be expected to work? Who are the directors and who are the members of the senior team? What awards have the company won in the last five years? What are the products and services that they provide?

Prepare your questions

- Don't ask questions that could be answered by looking at the company website. Do ask questions about the challenges of the position, what success looks like, and how this position fits in with the organization's goals. Remember, you want to look like you're really interested in succeeding in this position, and you need this information to do so.

Prepare for standard questions

- Lots of interviewers are going to ask you to "tell me about a time when ..." followed by something appropriate for your field and this particular job. You should have great answers prepared for this. Brainstorm a list of possible questions and work on your answers. Definitely review these.

Prepare your questions

- Don't ask questions that could be answered by looking at the company website. Do ask questions about the challenges of the position, what success looks like, and how this position fits in with the organization's goals. Remember, you want to look like you're really interested in succeeding in this position, and you need this information to do so.

Review your own CV

- I once got caught off guard in an interview when the hiring manager asked me a specific question about an accomplishment on my CV. I had to stumble for a minute before my brain latched on to what she was talking about. Don't make that mistake. Refresh your memory, especially old jobs.

Watch your body language

- Some of them are especially important in an interview. For instance: Lean in or sit up straight to show you're interested. Keep eye contact so you look honest, but don't just lock in a stare, because then you look aggressive. Don't nod too much. Yes, you want to show agreement, but too many nods and you start to look like you don't truly care.

Prepare your wardrobe - Yes, people judge you by what you're wearing. Most interviewers aren't going to care about the brand of your jacket, or if the heel of your shoe is scuffed, but you should be dressed appropriately. Generally, dress smart for the job, this does not always mean a suit, but dress appropriately



We are thrilled to announce the exciting partnership between Haven Marton-Mere and Montgomery Academy, offering a fantastic range of career development opportunities for our students. This collaboration will help our students gain invaluable work experience, develop employability skills opportunities to secure summer jobs. Below is a breakdown of the amazing opportunities that will be available to each year group.

YEAR 7 & YEAR 8

For our year 7 & year 8 students, Haven Holidays will be running group careers and employability sessions and assemblies. These interactive sessions will give students an early insight into the world of work, career pathways and essential skills employers look for in future candidates.

YEAR 9

Our year 9 students will have the chance to participate in on site work experience. This will provide a unique opportunity to gain hands-on experience in a dynamic industry, learn about various job roles and develop essential workplace skills.

YEAR 10

Year 10 students will benefit from an employability session including a CV building session and 1:1 mock job interviews. This initiative is aimed at helping students create professional CVs, learn how to present themselves in interviews and build confidence ahead of applying for colleges and future jobs.

YEAR 11

For our year 11 students, Haven Marton-Mere are offering a fantastic opportunity with a guaranteed interview for a summer position. This is a chance to gain valuable work experience, earn during the summer and start building a career network.

We are excited to see our students thrive through these initiatives and thank Haven for their support.

High Expectations

At Montgomery, students' behaviour and conduct will be SMART



Montgomery
Academy

Inspiring Excellence Together

S

Safe



M

Mature



A

Ambitious



R

Respectful



T

Thoughtful



EXTRA CURRICULAR TIMETABLE HALF TERM 1



Year	Monday	Tuesday	Wednesday	Thursday	Friday
7	<div>Badminton Club</div> <div>Mr Morton</div> <div>Sports Hall</div> <div></div> <div>Football Club</div> <div>Mr McGarvey</div> <div>Field</div> <div></div>				
8	<div>Badminton Club</div> <div>Mr Morton</div> <div>Sports Hall</div> <div></div>	<div>Netball Club - Lunchtime</div> <div>Mrs Perrin-Gilmour</div> <div>Netball Courts</div> <div></div> <div>Maths Circle</div> <div>Mr Diver & Miss</div> <div>Howson-Tax</div> <div>O6</div> <div></div> <div></div> <div>Football Club</div> <div>Mr McNiven & Mr Sinnett</div> <div>Field</div> <div></div>			
9		<div>Netball Club - Lunchtime</div> <div>Mrs Perrin-Gilmour</div> <div>Netball Courts</div> <div></div> <div>Maths Circle</div> <div>Mr Diver & Miss</div> <div>Howson-Tax</div> <div>O6</div> <div></div> <div></div> <div>Football Club</div> <div>Mr McNiven & Mr Sinnett</div> <div>Field</div> <div></div>			
10	<div>Netball Club - Lunchtime</div> <div>Mrs Perrin-Gilmour</div> <div>Netball Courts</div> <div></div>	<div>Maths Circles</div> <div>Mr Driver & Miss</div> <div>Howson-Tax</div> <div>O6</div> <div></div> <div></div>			
11	<div>Netball Club - Lunchtime</div> <div>Mrs Perrin-Gilmour</div> <div>Netball Courts</div> <div></div>	<div>Maths Circles</div> <div>Mr Diver & Miss Howson-Tax</div> <div>O6</div> <div></div> <div></div>			
All Years	<div>Chess Club</div> <div>Mr Meakin</div> <div>L9</div> <div></div> <div>Homework Club</div> <div>Mrs Parker</div> <div>Library</div> <div></div> <div>Shakespeare Drama Club</div> <div>Mrs Walmsley</div> <div>E5</div> <div></div> <div></div> <div>Girls Football</div> <div>Mrs Perrin-Gilmour</div> <div>Field</div> <div></div>	<div>Art Club</div> <div>Mrs Cox</div> <div>E6</div> <div></div> <div>Drama Club</div> <div>Miss Ryan</div> <div>E4</div> <div></div> <div>British Sign Language Club</div> <div>Mrs Parker</div> <div>M16</div> <div></div> <div>Sparx Maths Club</div> <div>Mrs McIndoe</div> <div></div> <div>Cross Stitch Club</div> <div>Mrs Walmsley</div> <div>E11</div> <div></div>	<div>Choir</div> <div>Mrs Smith</div> <div>E8</div> <div></div> <div>Dance Auditions</div> <div>Miss Ryan &</div> <div>Mrs Campbell</div> <div>Gym</div> <div></div> <div>Homework Club</div> <div>Mrs Parker</div> <div>Library</div> <div></div>	<div>LGBTQ+ Club</div> <div>Miss Wright</div> <div>Library</div> <div></div> <div></div> <div></div> <div>Astronomy Club</div> <div>Miss Hodson</div> <div>E17</div> <div></div> <div>Basketball Club</div> <div>Mr McNiven &</div> <div>Mr Sinnett</div> <div></div>	<div>Maths Circles</div> <div>Mr Driver & Miss Robindon</div> <div>O2</div> <div></div> <div></div>



The receiving, retaining and processing of information or ideas



The oral transmission of information or ideas



The ability to find a solution to a situation or challenge



The use of imagination and the generation of new ideas



The ability to use tactics and strategies to overcome setbacks and achieve goals



The ability to set clear, tangible goals and devise a robust route to achieving them



Supporting, encouraging and developing others to achieve a shared goal




Working cooperatively with others towards achieving a shared goal



Creating the best version of me

Why is this so important?

Lets start at the very beginning, after all we all have to start somewhere. This is specifically to do with careers, first things first, submit an application.



How do I make sure I stand out amongst all of the other applicants, it is just a piece of paper when all is said and done?

See how to write a great application here:

<https://shorturl.at/syHRZ>

Now read on for the really interesting stuff...

To begin with.....

- Who do I want the world to see me as?
- Is that the person I am presenting to the world?
- How do I make sure I am the person I want to be?
- Next steps in being the best version of myself !



This is important because whatever circumstances you are faced with, you want the world to see you a certain way.

For example: When I apply for a job and am successful in reaching the interview process I want the interview panel to see me as (the world to see me as)..

- Balanced in my point of view
- Rational in how I approach problems
- Great in communicating
- Develop a rapport with people quickly
- Good at influencing outcomes
- Lovely to talk with
- Well educated in my chosen field
- Willing to try and learn new skills in fields I have not yet tried
- Constantly developing myself
- Hardworking
- Effective
- Take pride in everything I do





Creating the best version of me

Why is this so important?

Am I presenting that person to the interview panel (world)?

I try to offer calm and thoughtful responses to the questions

Think about a sensible and methodical way to approach problems

Articulate my thoughts clearly and open discussions to include others points of view

Smile and look at people while I am talking to them



How do I make sure I am the person I want to be?
I start by doing the first 2 things in the list above and make sure I know who I am, how I can achieve those things and make a conscious choice every day to include them until it is part of the person I am presenting.

Next steps.....

Practice

Practice

Practice

Improve my experiences so I have more to discuss

Pay attention to those around me

Look at the next thing I want to improve about myself.





College Taster Days

Blackpool and The Fylde College

In Year 10, students are invited to a college taster day at Blackpool and The Fylde College and take part in taster classes for subjects they are interest in, and have the opportunity to do in further education.

Example Schedule For The Day

Last year, the Year 10 students chose from a variety of subjects to do taster sessions on, and this was the schedule of the day.

Arrive approx. 9:40	
09:40 - 09:50	Arrival and lead to Welcome Talk
09:50 - 09:55	Welcome Talk (Hub)
09:55 - 10:05	Sort Groups/ Chaperones
10:15 - 11:00	Session 1
11:00 - 11:15	Morning Break (15 mins incl. travel to refectories)
11:25 - 12:10	Session 2
12:15 - 12:25	Sort PM groups (Hub)
12:30 - 13:15	Session 3
13:20 - 13:40	Lunch (20 mins)
13:50 - 14:35	Session 4
14:35 - 14:50	Gather feedback from group
Leave approx. 15:00	

OPTION 1	On-Site Construction Automotive & Motorsport	OPTION 7	Computing & Digital Business & Finance
OPTION 2	Engineering Building Services Engineering	OPTION 8	Art, Design & Fashion Graphics & Digital Design
OPTION 3	Sport Public Services	OPTION 9	Media, Film & TV Photography
OPTION 4	Health, Social Care & Medical Science	OPTION 10	Performing Arts Music
OPTION 5	Hospitality & Catering Travel & Tourism	OPTION 11	Fleetwood Nautical Campus (full morning or afternoon) <i>Taxis will collect students from Bispham so this group will require a school member of staff.</i>
OPTION 6	Hair & Beauty Education & Childcare		

Above are the pathways that students could choose from for the taster day.

Blackpool Sixth Form

Year 10 students also went to Blackpool Sixth Form for an experience day.

Arrival	9.15 - 9.30
Welcome session	9.30 - 9.50
Students move to first session	9.50 - 10.00
Session 1	10.00 -11.00
Students move to next session	11.00 -11.15
Session 2	11.15 -12.15
Movement back to welcome session areas for lunch	12.15 -12.20
Lunch	12.20 - 1.00
Students move to final session	1.00 - 1.10
Session 3	1.10 - 2.10
Movement from sessions back to gathering points outside	2.10 - 2.15
Coaches depart	2.15 - 2.30

Last year, the Year 10 students chose from a variety of subjects to do taster sessions on, and this was the schedule of the day.

A level	Accounting
A level	Ancient History
Cambridge Technical	Applied Science
BTEC	Art and Design
A level	Art, Craft & Design
A level	Art: Fine Art
A level	Art: Graphics
A level	Art: Photography
A level	Art: Textiles
A level	Biology
BTEC	Business
A level	Business Studies
A level	Chemistry
A level	Computer Science
Applied Diploma	Criminology
BTEC	Dance
T Level	Digital
A level	Drama and Theatre Studies
A level	Economics
A level	Electronics
Cambridge Technical	Engineering
A level	English Language
A level	English Language and Literature
A level	English Literature
BTEC	Environmental Science
BTEC	Fashion Design, Promotion & Marketing

BTEC	Film and Television Production
A level	Film Studies
A level	French
A level	Further Maths
A level	Geography
T Level	Health
BTEC	Health and Social Care
BTEC	IT
A level	Law
A level	Mathematics
A level	Media Studies
A level	Modern History
BTEC	Music
A level	Music Technology
BTEC	Musical Theatre
BTEC	Performing Arts
A level	Physical Education
A level	Physics
A level	Politics
A level	Psychology
A level	Religion, Ethics & Philosophy
A level	Sociology
A level	Spanish
BTEC	Sport
BTEC	Sport and Exercise Science
A level	Statistics
BTEC	Travel and Tourism
BTEC	Uniformed Protective Services

Dates to remember

- Summative Assessments - 24th November for 3 weeks
- Year 10 Progress Evening - 29th January
- Summative Assessments #2 - 15th June for 3 weeks

Please note that all dates are subject to change

**A Huge Thank You to the following providers for
supporting our Careers Evening:**

Andrew Mellor Vets
The Army
ASK Apprenticeships
Blackpool and The Fylde College
Blackpool Council (Child Employment)
Blackpool Football Club
Blackpool Transport
DWP
Fleetwood Town FC
The Grand
The Grand Hotel, St Annes
Haven
Lancashire Forum
Lancashire Magazine
Lancaster University
Merscough College
NHS
Police
PNE Football Club
Preston College
RAF
Rossall Sixth Form
Specsavers
Spire Private Hospital
St Mary's Sixth Form College
Uclan
Verco Global
Victrex
Westinghouse




Please let us know how we did by scanning the QR code below – your feedback is very important to us.

Student / Parental Feedback




Year 9,10 & 11 Careers Fair Crib Sheet



What GCSE and A-Level subjects are essential for a career in this field?
What's the typical entry-level role in your company or industry, and what skills are you looking for?
Are there any specific courses, qualifications or work experience placements that would make me a stronger candidate?
How is technology impacting your industry, and what new skills are becoming important?
Could you explain the difference between an apprenticeship, a degree apprenticeship, and a university degree for this career?
What are the biggest challenges or opportunities your industry is facing right now?
What kind of salaries can someone expect to earn at different stages of their career?
How does your company support employee development and further training?
If I were to apply for a job or an apprenticeship with you in the future, what would the application process look like?
What are the common career paths within your organization?
Could you share some resources or websites I can use to learn more about this career?
Is your company hiring for any work experience placements or internships?
Useful things to know:
Be prepared: Before you go, think about the industries and jobs that interest you.
Have some specific questions ready.
Use your knowledge: Refer to the GCSE subjects you are taking or plan to take. This shows you're serious and helps the professionals give you more relevant advice.
Networking is key: Get comfortable speaking to people. This is a great way to practice skills you'll need for interviews.
Look for opportunities: Ask about work experience, shadowing, or open days. These are often the best ways to get a real feel for a job.
Make an impression: Stand tall, make eye contact, and speak clearly. A confident "thank you" at the end goes a long way.
Keep a record: Take a quick photo of a business card or make a note on your phone.
Write down the name of the person you spoke to and something interesting they said.
This will be very helpful later.

Year 10 Careers Fair Crib Sheet



Year 10 – Pathway Building;

- Deepen understanding of entry requirements for different sectors (GCSEs, post-16 courses, apprenticeships).
- Recognize the value of work experience, volunteering, and extracurricular activities.
- Compare career pathways (e.g. academic vs vocational routes).
- Develop confidence in speaking to employers about opportunities and future trends.
- Start building a realistic action plan for career exploration.