
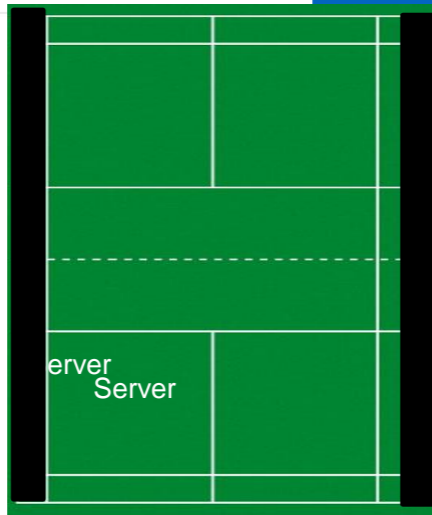




Physical Education – Year 8 Badminton Knowledge Organiser



Full Court Singles – Service Boxes



Full Court Singles – Court Dimension – Open Play




Overhead Clear

Rules of the Game

- Deciding who gets to serve first in a major tournament, a coin toss is used to decide which side will serve first. In more casual club or league games, you usually just throw the shuttle up in the air, let it land, and see which side it points towards: that side serves first.

Ways to win a point in Badminton:

- Landing in your opponents half of the court.
- You opponent hitting the shuttle out of the court.
- Your opponent failing to return the shuttle over the net.
- Your opponent hitting the shuttle into the net.
- Your opponent touching the net with their racket or body.
- Your opponent hitting the shuttle more than once.
- The shuttle hitting your opponents clothing.
- Your opponent reaching over the net to hit the shuttle.
- Your opponent serving into the net
- Your opponent missing the shuttle on serve.



Net Shot

Types of Shot in Badminton:

- Overhead clear
- Forehand-high serve
- Forehand-low serve
- Net shot
- Drop shot
- Forehand smash

Scoring Systems:

- Points can be won when serving or receiving.
- If the servers score is even, play restarts from the right hand side of court.
- If the servers score is odd, play restarts from the left hand side of the court.
- A player continues to serve until they lose a point
- Play continues until 21 point are scored.
- If the game is 20-all, play continues until a lead of two clear points occurs.
- If play continues to 29-all, the person who wins the next point wins the game

KEY VOCABULARY

Overhead Clear, Service, Net shot, Order of serves, “Long and Thin”