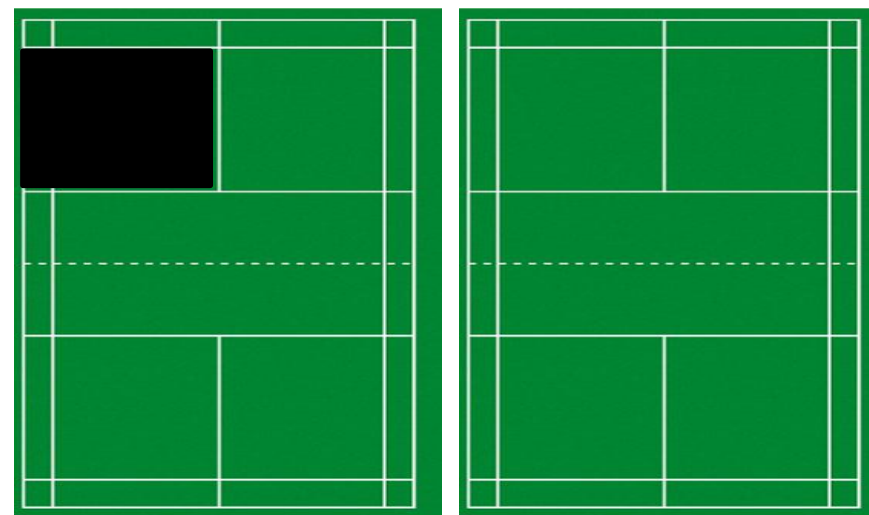
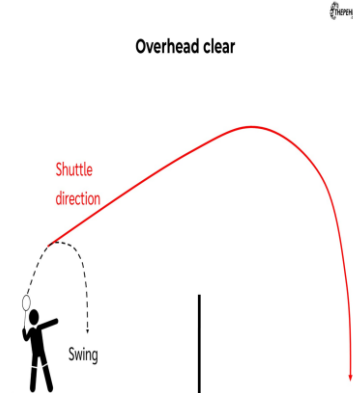
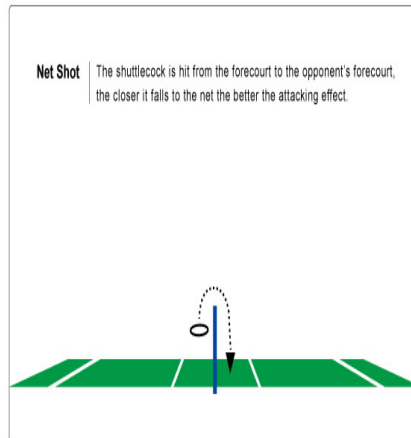




# Physical Education - Y9 Badminton Knowledge Organiser

## Types of Shot in Badminton:

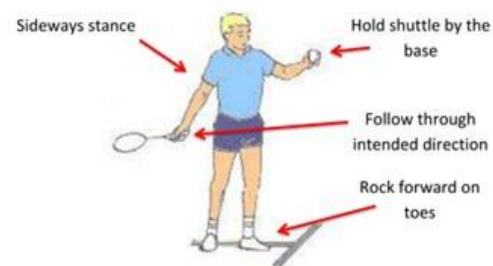
- Overhead clear
- Forehand-high serve
- Forehand-low serve (flick)
- Net shot
- Drop shot
- Forehand smash



## Full Court Doubles – Service Boxes

## Full Court Doubles – Court Dimension – Open Play

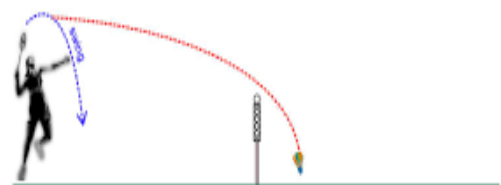
## HIGH SERVE



## FLICK SERVE



## Drop



## TYPES OF GRIPS IN BADMINTON



## Scoring Systems:

- Points can be won when serving or receiving.
- If the servers score is even, play restarts from the right hand side of court.
- If the servers score is odd, play restarts from the left hand side of the court.
- A player continues to serve until they lose a point
- Play continues until 21 point are scored.
- If the game is 20-all, play continues until a lead of two clear points occurs.
- If play continues to 29-all, the person who wins the next point wins the game

## Ways to win a point in Badminton:

- Landing in your opponents half of the court.
- Your opponent hitting the shuttle out of the court.
- Your opponent failing to return the shuttle over the net.
- Your opponent hitting the shuttle into the net.
- Your opponent touching the net with their racket or body.
- Your opponent hitting the shuttle more than once.
- The shuttle hitting your opponents clothing.
- Your opponent reaching over the net to hit the shuttle.
- Your opponent serving into the net
- Your opponent missing the shuttle on serve.

## KEY VOCABULARY

Drop shot   Smash shot   Trajectory   Varying serve   Tactics   Forehand grip   Backhand grip   Racket arm, non racket arm   Follow through   Umpiring