

READY FOR...



Minsthorpe 2020?

The jump up from Primary to Secondary School is an exciting and perhaps nervous time for you, as well as your parents and families. I want to support you with this even during the current restrictions. The staff here at Minsthorpe Community College have been working hard to come up with some challenges for you to complete at home to ensure you are 'Ready for Minsthorpe' in September.

We have a set of different challenges from every subject for you to have a go at. Just look through the booklet and give something a try!

It would be great to see how you have been getting on with some of your challenges. Please email me with anything you have managed to complete or have a go at, pictures, photos, videos will all be welcome! Be sure to include your name and current school so I can get a reward to you!

My email address is ldrysdale@minsthorpe.cc and I look forward to seeing what you have produced!

Mrs Drysdale

Associate Assistant Principal (Transition and Enrichment)

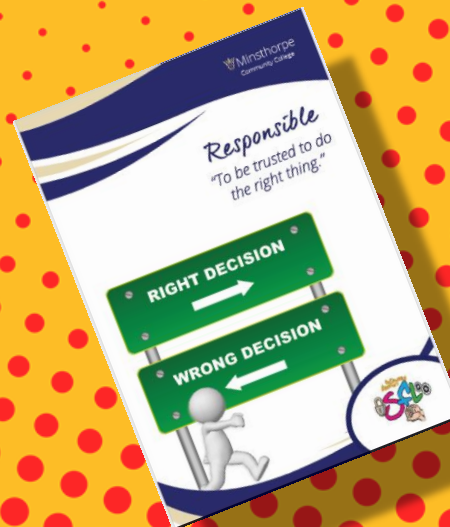


Learning the Minsthorpe Way

In order to effectively learn and make good progress in your different subject areas, we will encourage you to use specific skills and learning attributes; the six Rs.







These six skills, known as the 6Rs, are **Respect**, **Responsible**, **Resourceful**, **Resilient**, **Reflective** and **Reasoning**.

You will learn about these skills in your lessons and will be encouraged to use them in college, in your community and when completing home learning.



READY FOR... Art?









Research / Investigate	Skills	Watch
 <p>Art timeline - what sort of styles can you find throughout time? What is your favourite Art style? Pick an artist from this style and create a poster all about them and their Art work.</p>	 <p>Colour wheel - can you find objects from around your home and arrange them into a colour wheel? Observational drawing - draw things that represent you. This could be a self portrait, your favourite shoes, TV or game character. Could you challenge yourself to draw a pet, flower or food item? Think about dark areas of shadow, lighter areas and blending shades and colours together.</p>	 <p>Museums in Quarantine series BBC 4 Virtual museum tours - why not explore an Art museum, what was your favourite piece and why? Coco - Pixar (Mexican day of the dead) after watching could you create your own spirit animal or decorated skull?</p>
Listen	Read	Try out
 <p>Listen to a piece of music or song that you like. Close your eyes and imagine the shapes and colours that the song makes you think of. Draw and add colour as you listen. Now do the same with a piece of music you have never heard before (you could ask a family member for a suggestion). Now compare your outcomes. Artist link - Wassily Kandinsky</p>	 <p>Do you have a favourite book? Using this or any other book open it onto a random page, read a paragraph from that page and now draw a picture to illustrate the content, to show what is going on.</p>	 <p>Try drawing without looking at your paper. Try to draw something without lifting your pen and pencil (a continuous line) Try to create your own logo, if you were a brand or had your own business.</p>

READY FOR...

COMPUTING & DIGITAL MEDIA ?




<div>Research / Investigate</div> <div></div> <div><ul style="list-style-type: none">Watch the video on 'Fake News' https://www.bbc.co.uk/teach/class-clips-video/pshe-computing-gcse-fake-news/zkb4cqt Create a poster to show top tips on how to spot fake news.</div>	<div>Skills</div> <div></div> <div><ul style="list-style-type: none">Start learning programming skills using LightBot. Click here to access the website. https://lightbot.com/Idea (develop digital, enterprise and employability skills for free) - https://idea.org.uk/aboutCreate your own Emoji's - https://emoji-maker.com/</div>	<div>Watch</div> <div></div> <div><ul style="list-style-type: none">How to stop cyber bullying - https://www.youtube.com/watch?v=4g8w7GV3-iAHow Technology is used to create bubblegum - https://www.youtube.com/watch?v=2kttVyakHN4Absolute genius with Dick and Dom - https://www.bbc.co.uk/cbbc/watch/mobile-phonesHow to spot online scams https://www.bbc.co.uk/teach/class-clips-video/pshe-computing-gcse-online-security/z4kqjhvTips on staying safe for video group chats https://www.bbc.co.uk/newsround/52228461</div>										
<div>Listen</div> <div></div> <div><div>Pod Casts</div><div>Tumble: How to Build a Robotic Eel http://www.sciencepodcastforkids.com/single-post/2017/12/22/How-to-Build-a-Robotic-Eel Why not sketch your own robot based on an animal, and describe what it would do</div><div>Brains on:How does the internet get to us https://www.brainson.org/shows/2016/12/20/how-does-the-internet-get-to-us</div><div>Brains on:How does GPS know where you are https://www.brainson.org/shows/2015/04/28/how-does-gps-know-where-you-are</div></div>	<div>Read</div> <div></div> <div><ul style="list-style-type: none">Covid 19 Robots - https://www.bbc.co.uk/news/technology-52340651Meet the video game characters inspired by animals. https://www.bbc.co.uk/newsround/50435120Is Tech Taking over? https://www.bbc.co.uk/newsround/35707765</div>	<div>Try out</div> <div></div> <div><div>Binary Challenge</div><div>Watch the following YouTube video on how to convert a human number into a number a computer can understand. https://www.youtube.com/watch?v=70IM1qAD5u4 Now you have watched the video, attempt to convert these numbers below.</div><table><tr><th>HUMAN NUMBER</th><th>COMPUTER NUMBER</th></tr><tr><td>10</td><td></td></tr><tr><td>15</td><td></td></tr><tr><td>20</td><td></td></tr><tr><td>160</td><td></td></tr></table></div>	HUMAN NUMBER	COMPUTER NUMBER	10		15		20		160	
HUMAN NUMBER	COMPUTER NUMBER											
10												
15												
20												
160												

READY FOR...

DESIGN & TECHNOLOGY ?



Research / Investigate	Skills - 3D Drawing and Rendering	Watch
<p>Product Design - Research different types of wood that are used within manufacturing and production. Can you create a list, and include key points about the different types of wood.</p> <p>Textiles - Research different materials that are used to make clothing. Can you find both natural and synthetic fabrics? Make a list of all the different materials you find and include there strengths.</p>	<p>Try drawing a range of 3D shapes - cube, square-based pyramid, cone, cylinder, cuboid, triangular prism.</p> <p>Try to colour render these. This means adding to colour to your drawings whilst making them look 3D. See video below for examples. https://www.youtube.com/watch?v=DG36Ne7P1c0</p>	<p>https://www.youtube.com/watch?v=Rnsk5lA52ps Watch the clip above about iterative design. This is the process, which we have to work in Design Technology, and how companies work within manufacturing.</p> <p>https://www.youtube.com/watch?v=tRT6m3T-QbQ Watch this video about the designer James Dyson. Can you think of ways in order to improve products within your home?</p>
Upcycling and recycling	Questions	Try out - Clothing Design
<p>Upcycling is where you take something you do not need or use anymore and making something new. Can you find something in your house or garden, and make it into something else? It could be an old t-shirt that is redesigned into another top or even a wall hanging. Can you recycle old card into a game, like a marble run below?</p> 	<p>Any product that uses batteries needs a mineral called cobalt for it to work. Cobalt comes from the ground in a place for Congo. Watch this news report about how cobalt is taken from the ground: https://www.youtube.com/watch?v=JcJ8me22NVs</p> <ul style="list-style-type: none"> • How does the video make you feel? • What is the company mining cobalt doing wrong? • How can companies stop bad things like this happening? • What can the cobalt company do to improve their work? 	<p>Sometimes, designers use other designers or artists as inspiration for their work. We want you to create a t-shirt or hoody design using an artist as your inspiration. A good artist to look at is Mr Doodle, who uses his skills in doodling to create his work.</p>

READY FOR... English ?









Research / Investigate	Writing Skills	Watch
<p>Choose one of the following famous authors that you will study at Minsthorpe in English and produce a fact file on them. You could draw a picture of the writer and list all of facts you discover:</p> <ul style="list-style-type: none"> - William Golding - Malorie Blackman - William Shakespeare - John Steinbeck 	<p>Whilst lots of things you might like to do are currently "off limits", we would like you to create a piece of writing that describes your perfect day. Remember to think about: paragraphs, spelling, punctuation, vocabulary choices and descriptive devices. You can use this structure to help you:</p> <ol style="list-style-type: none"> 1. Beginning- You wake up in the morning- where are you? What do you have for breakfast? Describe the weather outside! 2. Middle- What is the main activity in the day? Where do you go? Describe the journey and what you see on the way. How does freedom feel? Use the five senses to describe everything that you are enjoying about the activity. 3. End- How does the day finish? What do you realise by the end of the day? Have you learnt anything from your experience? 	<p>At Minsthorpe, you will be taught lots of amazing Shakespeare plays. The Royal Shakespeare Company have performed 6 brilliant Shakespeare plays so that you can share in British 'culture in quarantine'.</p> <p>Why not give some of them a watch?</p> <p>All six are now on iPlayer and will be broadcast on BBC 4 - dates to be announced:</p> <p>https://www.rsc.org.uk/news/culture-in-quarantine</p>
Listen	Read	Try out
<p>Audible.com are offering a range of free audio books for you to listen to, categorised by age.</p> <p>Go to https://stories.audible.com/discovery and select at least one book (if not more!) to listen to over the next few months.</p>	<p>Read as many books as you can and create a 'book review' magazine.</p> <p>On each page of your magazine, you could include:</p> <ul style="list-style-type: none"> • The title of the book • A picture of the book • A star rating of the book • An introduction to the book • Your opinion on the book and why • Whether you would recommend it or not <p>OR</p> <p>Read your all-time favourite book again and turn it into an amazing play script. Remember, plays only have characters speaking but you can put stage directions in square brackets if you need the actors to know more information e.g.</p> <p>Ron: Harry I think I'm in love [Ron pretends to faint] Harry: Don't be going all gooey on me, Ron Maybe you and your family could act it out - don't forget the props.</p>	<p>Presentation Time!</p> <p>Write a persuasive speech, in which you try to convince your audience to read something you have really enjoyed.</p> <p>In your speech you could:</p> <ul style="list-style-type: none"> • Introduce yourself • Introduce the book - the title and author of it (challenge - can you include a metaphor or simile in your introduction to describe how amazing it is?) • Tell us what the book is about and give us 3 different reasons why you loved it - no spoilers 😊 • Tell us who you would recommend it to and why you would recommend it to that group in particular • Tell us where we can find the book if we like the sound of it <p>Think about the following:</p> <p>Tone of voice - How you address the audience - Body language - How you can make your presentation engaging.</p>

READY FOR...








FOOD ?



Investigate	Skills	Watch
<p><u>RAID THE CUPBOARDS!!</u></p> <p>Have a look in the kitchen cupboards in your house</p> <p>List 8 items you can find and then next to each one write down what you could make with that product</p> <p>An example has been done for you...</p> <ul style="list-style-type: none"> Bread- blitz into breadcrumbs and make chicken nuggets! 	<p><u>FOOD OF THE WEEK!</u></p> <p><u>CHOCOLATE CAKE</u></p> <p>Fill in the gaps below to have an ingredients list of what you need to make the product.</p> <p><u>CAKE</u></p> <p>200g S....</p> <p>200g B....</p> <p>4 E...</p> <p>150g S...R.....F...</p> <p>50g C....</p> <p><u>FILLING</u></p> <p>200g I....S....</p> <p>100g B....</p> <p>150g D...C.....</p> 	<ul style="list-style-type: none"> <u>Great British Bake off</u>- currently a stand up to cancer celebrity version on channel 4- last public series on catch up or you tube <u>The Great British Menu</u>- currently on BBC 2 <u>Food Network channel</u>- all chefs on there are amazing and it gives an insight into lots of cultural and regional food 
Trivia	Read	Try out
<p>Can you work out what these popular ingredients are....</p> <ul style="list-style-type: none"> Guasr Roflu Hlmaweoel astpa Ccobliro Cigral Otapoest Holaccteo Brswretaiser 	<p>https://www.youtube.com/watch?v=YDm3J60oJmw</p> <p>Read/watch the above clip about Food banks in the UK. If you had to make a box of food to be delivered to someone vulnerable what 15 items would you include in it and why?</p> 	<p>https://www.youtube.com/watch?v=mnczzbPnzYo</p> <p>Watch the clip and see if you can make a piping bag out of greaseproof paper. You could use this to decorate cakes, biscuits or pastry items with icing, buttercream or melted chocolate!</p> 



READY FOR... Geography?



Research / Investigate	Skills	Watch
<p>What Geography exists out of your bedroom window....</p>  <p>We want you to take a photo/or draw a picture and annotate it (can be on the computer) to show the Geography you can see! (Think about the different things around you)</p>	<p>Can you make a map of the area you live in?</p> <ul style="list-style-type: none"> Add on the main features like: <ul style="list-style-type: none"> Your house, the shops, a bus stop, main road and your school. 	<ul style="list-style-type: none"> Countryfile – Sunday 6.15pm, BBC1 Watch the news today - How many different countries did it mention today? Do you know where they are on a map? Do you know which continents they are on? 
Listen	Read	Try out
<p>If you like to listen to fascinating facts then click on the link below and choose something to learn about.</p> <p>https://www.bbc.co.uk/programmes/b006r4wn</p> 	<ul style="list-style-type: none"> Dinosaurs walked through Antarctic Rainforests – https://www.bbc.co.uk/news/science-environment-52125369 How to predict threats to animals due to plastics – https://www.bbc.co.uk/news/science-environment-52062158 	<p>Can you work out these countries from their outlines?</p>  


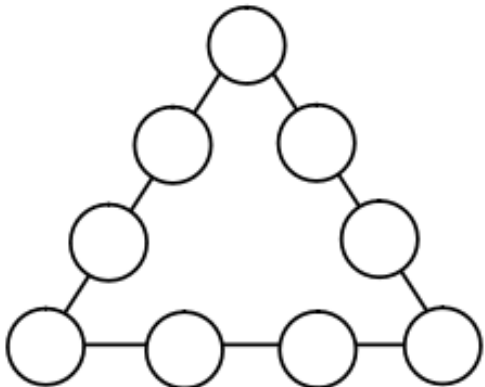


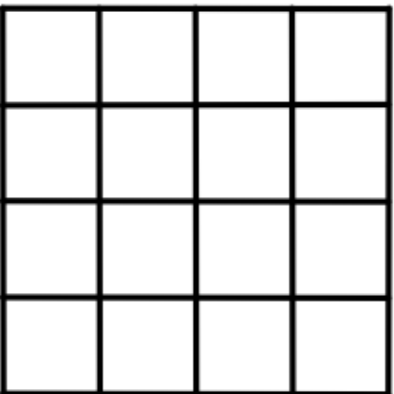



READY FOR... History ?



Research / Investigate	Skills	Watch
<p>You will study many important people during your time at Minsthorpe. Can you find out at least three facts about each of the ones below:</p> <ul style="list-style-type: none"> • William Duke of Normandy. • Wat Tyler. • Henry VIII. • Charles I. • Oliver Cromwell. 	<p>A good historian will look at evidence and ask questions. Is it accurate? They will look for anachronisms. An anachronism is something that is not in the correct historical period.</p> <p>Look at this picture: https://www.historyonthenet.com/spot-the-anachronism</p> <p>Can you spot the ten anachronisms?</p>	<p>BBC Teach has some fantastic videos.</p> <p>Watch the first eight videos on the section called 'The Story of Britain'. This will tell you the story of Britain up until 1066.</p> <p>https://www.youtube.com/watch?v=-DkXHi-udxg&list=PLcvEcrsF_9zL7eufSRIWUYiC80khLsqZ7</p>
Listen	Read	Try out
<p>Horrible Histories has loads of videos you can watch. Can you learn any of the songs?</p> <p>This one will help you list all the monarchs...</p> <p>https://www.bbc.co.uk/cbbc/quizzes/the-monarchs-song-kings-and-queens-quiz</p>	<p>Non - fiction:</p> <ul style="list-style-type: none"> • The Stormin; Normans - Horrible Histories. • The Normans and the Battle of Hastings - The History Detective investigates. <p>Fiction:</p> <ul style="list-style-type: none"> • Asterix and the Normans (Comic). • The Striped Ships - Eliose McGraw. • Knight's fee - Rosemary Sutcliffe • Man with a sword - Henry Treece. 	<p>Shoe Box Challenge!</p> <p>Research what a medieval village or castle looks like - you then need to create the scene using a shoe box.</p> <div>   </div>

READY FOR... Maths ?









Investigate	Problem Solve	Sort and Classify
<p>How many different ways can you make a tower of four blocks if you have a red block, a blue block, a green block and a yellow block?</p>  <p>Think about what strategy you could use for listing them!</p> <p>If you find them all try towers of five blocks with an additional pink block.</p>	<p>Put the numbers 1-9 in the triangle so each side adds up to the same amount.</p>  	<p>How many different units of measure can you think of? Eg. Grams, inches, gallons, metres.</p>  <p>Can you classify them into metric and imperial units?</p> <p>Can you arrange them in size order?</p> <p>Can you think which ones are mainly used today?</p>
Analyse	Research	Communicate and Represent
<p>How many squares are shown below? (There are more than 16!)</p>  	<p>Below is a famous number sequence:</p> <p>1, 1, 2, 3, 5, 8, 13, 21.....</p>  <p>Find out what numbers come next. Research who first found this sequence, how the sequence is generated and where this sequence is found in nature.</p>	<p>How many different ways can you represent the calculation</p> <p>6×4 ?</p> 

READY FOR...









Modern foreign languages ?



Research / Investigate	Skills	Watch
<p>You will be learning French at Minsthorpe. What do you already know about France?</p>  <p>Create a fact file with as many facts as possible about France and/ or French speaking countries.</p> <p>You could include the population, its location, some historical facts, food, cities, famous people.</p>	<p>When learning a language, we focus on 4 different skills: listening, speaking, reading and writing. One of the most important skills is being able to learn and remember new vocabulary.</p>  <p>Create a learning mat (<i>vocabulary poster</i>) with all of the French words you already know and that you have learnt doing these tasks. You can add pictures and split it into categories. Make sure to write them in both French and English and bring it along when you start school here.</p>	<p>It's really important that when we speak French we pronounce the words correctly. Some words are spelt the same as English words but they do not sound the same.</p>  <p>Watch these two videos and work through the lessons on phonics and silent letters:</p> <ul style="list-style-type: none"> • https://www.bbc.co.uk/bitesize/topics/zkgbdlm/articles/zbj9y9q • https://www.bbc.co.uk/bitesize/topics/zkgbdlm/articles/zdh292p
Listen	Read	Try out
<p>To work on your pronunciation of French words, listen to these songs and practice singing along.</p>  <ul style="list-style-type: none"> • Numbers 1-20 - https://www.youtube.com/watch?v=lsc3qLMaCu8 • Days of the week https://www.youtube.com/watch?v=Lpwf5N0rfVE • Family members https://www.youtube.com/watch?v=MFk9YmJv-jc <p>Add the new vocabulary to your learning mat.</p>	<p>One of the first things you will learn about is how to talk about yourself and your family.</p>  <p>Read through these two lessons online and see if you can complete the simple tasks:</p> <ul style="list-style-type: none"> • Introducing yourself - https://www.bbc.co.uk/bitesize/topics/zjx947h/articles/z7ftwtj • Talking about family and pets - https://www.bbc.co.uk/bitesize/topics/zjx947h/articles/zmvpqp3 <p>Add the new vocabulary to your learning mat.</p>	<p>1. Make a poster about you and your family. Use the vocabulary that you have learnt in the "Read" section. Try to write some short simple sentences in French.</p>  <p>2. One of the most famous French foods are <i>crêpes</i>. They are extremely delicious.</p> <p>Follow this simple recipe to make some of your own.</p> <p>https://www.bbcgoodfood.com/recipes/crepes-suzette</p>

READY FOR... MUSIC ?









Research / Investigate	Skills	Watch
<p>Music has many different note values that you learn when reading music, can you research what they all are and learn them?</p>  <p>For example this is a crotchet it is worth 1 beat. Can you find about the others and draw them?</p> 	<p>Can you write your own rap about lockdown and how you feel using techniques from Daniel Radcliffe you tube video.</p> 	 <p>https://www.youtube.com/watch?v=aKdV5FvXLuI</p> <p>Watch this cool video of Daniel Radcliffe who played Harry Potter and how he raps. Rap will be a new topic in the first term at Minsthorpe. What do you think?</p>
Listen	Read	Try out
<p>Music has lots of different genres (styles) can you listen to these genres and write a few sentences about why you like or dislike them, what makes them different?</p>  <ol style="list-style-type: none"> 1. Rock - Living on a prayer - By Bon Jovi 2. Pop - Dance Monkey - by Tones and I 3. Classical - Adagio for strings By Barber 4. Rock - Eye of the tiger by Survivor 5. Dance - Adagio for strings - By Tiesto 	<p>Do you know the difference between a composer and conductor? Research and read what the differences are and write your findings down. ☺</p> 	  <p>Do you know the note names of a keyboard? Draw out this picture and learn the note names until you can do it without looking. Then test yourself!</p>

READY FOR...










Performing Arts ?



Research / Investigate	Skills	Watch
<p>Who is your most favourite actor?</p>  <p>Find out all about them and design your own actor's biography.</p> <p>Tell us why they are your favourite actor. Include some of the following information: Name, age, family, nationality, films/theatre/TV productions they have starred in.</p>	<p>Communication - Sit down with your family and have a conversation about a topic you feel strongly about. Music? Film? Politics? Food? Exercise?</p>  <p>Think about how long the conversation lasts for and who is contributing the most. Did the conversation go off the original chosen topic</p> <p>How did you feel once the conversation had finished?</p>	<p>Andrew Lloyd Webber has a recording of one of his famous shows on YouTube every Friday night at 7pm.</p>  <p>Why not watch a musical and pick up some tips for if you want to audition for our school musical next year?</p>
Listen	Read	Try out
<p>Listen to your favourite song from a musical.</p>  <p>What do you like most about that song and scene?</p> <p>What is happening at this point in the story?</p> <p>What is the most important part of the song?</p>	<p>Read a classic nursery rhyme</p>  <p>Some examples are: Little Red Three little pigs Hansel and Grettle Jack and the bean stalk</p> <p>Try to re tell the story to someone in your family, using your imagination to change your voice for different characters in the story or you could re tell the story and change it slightly?</p>	<p>Can you get your family at home to create a short play with you?</p>  <p>You could give them a character from a story you already know, you could write a script to help them remember what they need to do and say.</p> <p>Or re-tell a classic nursery rhyme.</p> <p>You could film this and watch it back!</p>







READY FOR... PHYSICAL EDUCATION ?



Sport Research	Physical Skills	Watch
<p>Use the internet/your knowledge to create an A4 sheet on a chosen sport. Find out the following;</p> <ol style="list-style-type: none"> 1. How many players are in a team? 2. Name a famous player. 3. What equipment is needed to play? 4. Give 1 rule of the sport? <p>Make it colourful/put pictures on and then share them with the PE department on twitter: @MinsthorpePE</p> <p>Try to do sports which you don't know much about to make it more interesting to research.</p>	<p>In term 1 you will complete our Minsthorpe Cross Country. </p> <p><u>Prepare</u> yourself for this and challenge yourself to be the best in the class/year group! You will run for approximately 12-18 minutes so get your practice in.</p> <p> top tips to ace the cross country;</p> <ul style="list-style-type: none"> ★ Practice running—start at 5 minutes and build up to 20—without stopping! ★ Learn to pace yourself—long distance not sprint! ★ Always do a quick warm up! ★ Try to relax your shoulders and keep your head straight. ★ Always keep hydrated with water! 	<p>Watch the following YouTube clip and make notes on what skills/attributes/qualities you think this performer needed to have to be successful.</p> <p></p> <p>https://www.youtube.com/watch?time_continue=512&v=iPESjpJsFtU&feature=emb_title</p> <p>Maybe you could try to bring some of these to your PE lessons in September? </p>
Cooking up a storm	Read	Research
<p>Research a health meal/snack and then either draw it or make it for yourself/household member.</p> <p>Consider the following;</p> <ul style="list-style-type: none"> 🕒 What ingredients do you need? 🕒 Does it include some fruit/vegetables? 🕒 Is it quick and easy to make? <p>If you draw it use colour to make it look tasty. </p> <p>If you make it, take a photo and share it on our twitter @MinsthorpePE</p>	<p> Read page 1 on the link below and make a poster on it.</p> <p>https://www.bbc.co.uk/bitesize/guides/z2d9j6f/revisi on/1</p> <p>Your poster must include;</p> <ul style="list-style-type: none"> ☑ 1 Physical benefit of PE ☑ 1 Emotional benefit of PE ☑ 1 Social benefit of PE <p></p>	<p>Do some research into what a warm up is and why we do one. Use either;</p> <ul style="list-style-type: none"> • Online resources, • Ask household members. <p>Try to plan your own 10 minute warm up using the knowledge you have gained.</p> <p>Include:</p> <ul style="list-style-type: none"> 🏆 Pulse Raiser 🏆 Stretches. <p> </p>

READY FOR... SCIENCE ?









Research / Investigate	Skills	Watch										
<p>Carry out your own scientific investigation! A scientific investigation involves <u>changing</u> something and taking <u>measurements</u> or making <u>observations</u> to see what effect that change has. Examples could be - changing the temperature of water (be careful) and measuring how much sugar/salt will dissolve, using different sized or shaped objects and timing how long they take to fall from the same height. Have a go and record your findings!</p> 	<p>A key skill in science is measuring. Can you find ways to measure these objects around your home and complete the table? Take pictures if you can!</p> <table><tr><th>Object</th><th>Measurement</th></tr><tr><td>Length of a spoon</td><td></td></tr><tr><td>Liquid in a cup</td><td></td></tr><tr><td>Cereals in a bowl</td><td></td></tr><tr><td>Size of your T.V.</td><td></td></tr></table> <p><i>What else can you measure at home?</i></p> 	Object	Measurement	Length of a spoon		Liquid in a cup		Cereals in a bowl		Size of your T.V.		<p>Science in TV!</p> <p>Next time you're watching your favourite T.V. show or a film with your family see how many examples of science you can spot! You could make it into a competition to see which member of your family spots the most!</p> <p>Biology - Living things like plants, animals and humans. Chemistry - substances changing into new/different products E.g. cooking. Physics - energy, forces, mechanics, space.</p> 
Object	Measurement											
Length of a spoon												
Liquid in a cup												
Cereals in a bowl												
Size of your T.V.												
Listen	Read	Try out										
<p>Listen to a science podcast!</p> <p>Podcasts can be a great way to keep up to date! The link below will take you to the list of episodes of the Fun Kids weekly science podcast where they discuss recent science stories. You can tune in weekly or just pick a past episode to listen to! There is also a Fun Kids app available to download onto your phone or tablet!</p> <p>https://www.funkidslive.com/podcast/the-fun-kids-science-weekly/#</p> 	<p>Choose one of the links below to read about a topic you will study in year 7!</p> <p>Biologyhttps://www.bbc.co.uk/bitesize/topics/znyycdm/articles/zr69dxs</p> <p>Chemistryhttps://www.bbc.co.uk/bitesize/topics/z9r4jxs/articles/zqp7p3</p> <p>Physicshttps://www.bbc.co.uk/bitesize/topics/z4brd2p/articles/zkcpfcw</p> <p>Make a poster or a model of what you found out! Send in pictures and the best one will win a prize!</p> 	<p>Place two fingers on the side of your neck or on your wrist. You may need to move them around a bit until you feel little regular pushes against your fingers - this is your pulse!</p> <p>Measure how many times you feel a beat in a minute (your heart rate). Try this before and after exercise (like the Joe Wicks P.E. lesson) and see what happens to your heart rate? Can you explain why this happens?</p> 										

READY FOR...

Spiritual, Moral, Social and Cultural?



Research / Investigate	Skills	Watch
<p>https://www.youtube.com/watch?v=MdVTq6a2tZM</p> <p>Watch the clip and have a look at how your body works. Think about why a healthy diet is so important.</p>  <p>Go to www.truetube.co.uk. If you type 'cribs' into the search bar it will bring up different places of worship. Watch a selection of them, thinking about similarities and differences between the different places.</p>	 <ul style="list-style-type: none"> • During lockdown and social distancing how have you used the 6R skills? • Create a diary outlining one week of you applying these skills. • Responsible, Respect, Resilient, resourceful, reflection, reasoning. 	 <ul style="list-style-type: none"> • 'Good Sam' on Netflix – what would you do with the money if a stranger left £100,000 on your doorstep? • Zootropolis on Disney+ Think of how Officer Judy Hopps shows resilience, respect and resourcefulness
Listen	Reflection	Try out / be creative
<ul style="list-style-type: none"> • Listen to Stormzy 'Blinded by your Grace'. • Think about its meaning, what do you think he was singing about? • Can you find other songs that can be linked to religion? • Which is your favourite and why? 	 <ul style="list-style-type: none"> • What place is special to you and why? • What foods make you happy or have a happy significance to you can you explain why? • Is there a certain food that you link with your family or has importance? • If you could invite two people to dinner who would they be and why? 	 <ul style="list-style-type: none"> • Can you create a symbol that reflects who you are, your likes and dislikes? • Looking around your house can you find materials to help you create your own place of worship (think about the purposes of a place of worship)