








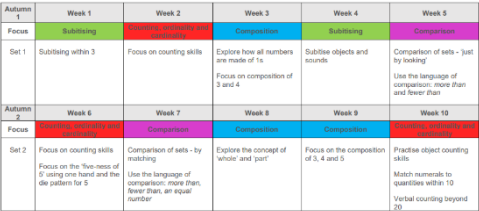
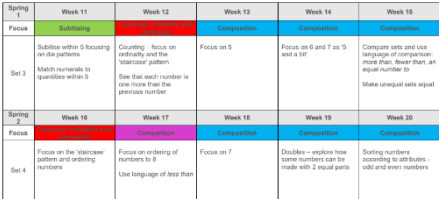
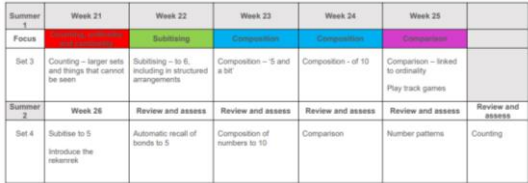


	Wonderful Me		Wonderful Morecambe		Wonderful World	
	Autumn 1	Autumn 2	Spring 1	Spring 2	Summer 1	Summer 2
	All about me, my family & friends	Terrific Tales	Heroes	Let's travel	Growing up	Beside the Sea and beyond!
Overarching Themes	Starting School Making relationships Learning School values Settling in and getting to know routines	Traditional Tales Familiar Stories Halloween Bonfire night Diwali Remembrance Christmas	Fire officers, Police officers, Doctors, Nurses, Superheroes Florence Nightingale	Where I live Types of transport in Morecambe Maps Following directions	Plants – observing and growing Animals – naming, sorting, life cycles How have we changed and grown? What will we be?	Life boats Beaches Making comparisons – Africa
Experiences/Cultural Capital		Role & Play Mini City visit Walk to the post box to post Christmas cards Nativity Walk to the Library	Visit from Dentist, Fire Service, Police Officer	Local walk to visit Morecambe landmarks Bus Journey to Happy Mount Park Walk to the post box to post Mother's Day cards Walk to the Library	Beach Trip	End of year trip Walk to the post box to post Father's Day cards Walk to the Library Teddy Bears Picnic
Opportunities to make links with parents	Rhyme Time Phonics workshop Autumn Craft Morning	Rhyme Time Christmas Craft Morning Visits from parents to talk about different celebrations Parents Evening	Rhyme Time Visits from parents to talk about different jobs	Rhyme Time Spring learning showcase Mother's Day Café Parents Evening	Rhyme Time Maths stay & learn	Rhyme Time Sports day Father's Day Cafe
Predictable interests	Birthdays Harvest Roald Dahl Day	Diwali Christmas Remembrance Halloween Bonfire night World Nursery Rhyme Week Children in Need Winter	RSPB Big Bird Watch Lunar New Year Pancake Day Valentine's Day	World Book Day Mother's day	Eid Ramadan	World Ocean Day Father's day

Characteristics of Effective Learning						
Playing & Exploring: ENGAGEMENT Finding out & exploring Playing with what they know Be willing to 'have a go' Listening and communicating Making independent choices		Active Learning: MOTIVATION Being involved & concentrating Keep trying Enjoying what achieving what they set out to do Participating in routines Taking risks		Creative and Critical Thinking: THINKING Having their own ideas Making links Working with ideas Reviewing their own progress Concentrating for extended periods		
Assessment opportunities	Baseline – RBA Baseline – Morecambe Bay Baseline Phonics Assessment Pupil Progress meeting (Autumn 2) December checkpoint review (Insight)		Phonics Assessment Pupil Progress meeting April checkpoint review (Insight)		Phonics Assessment Pupil Progress meeting June checkpoint review Summer 1 – GLD predictions EYFSP data submission	
Communication and language	Wellcomm assessments are carried out across the school year. These are used to identify gaps in children’s knowledge and skills, create intervention and targeted groups and ensure that children are able to make the best progress possible. The STAR approach is used for teaching Vocabulary across EYFS. See separate Communication, Language and Literacy curriculum.					
Persona, Social and Emotional development - SCARF	Me and My Relationships All about me What makes me special Me and my special people Who can help me? My feelings My feelings (2)	Being my Best Bouncing back when things go wrong Yes, I can! Healthy eating My healthy mind Move your body A good night's sleep	Valuing Difference I'm special, you're special Same and different Same and different families Same and different homes I am caring I am a friend	Keeping safe What's safe to go onto my body Keeping Myself Safe - What's safe to go into my body (including medicines) Safe indoors and outdoors Listening to my feelings Keeping safe online People who help to keep me safe	Rights and respect Looking after my special people Looking after my friends Being helpful at home and caring for our classroom Caring for our world	Growing and Changing Seasons Life stages - plants, animals, humans Life Stages: Human life stage - who will I be? Where do babies come from? Getting bigger Me and my body - girls and boys
	ELG: Self-regulation - Show an understanding of their own feelings and those of others, and begin to regulate their behaviour accordingly.		ELG: Managing self - Explain the reasons for rules, know right from wrong and try to behave accordingly.		ELG: Managing self - Manage their own basic hygiene and personal needs, including dressing, going to the toilet and understanding the importance of healthy food choices.	

Physical Development – PE Gross Motor	Rosie's walk unit plan EYFS – FMS – Rosie's Walk	Fantasy fairy tale unit plan EYFS – FMS – Fantasy Fairytales	Emergency services unit plan EYFS – FMS – An Adventure with the Emergency Services	Transport unit plan EYFS – FMS – Transport	Minibeasts unit plan EYFS – FMS - Minibeasts	Seaside unit plan EYFS – FMS - Seaside
	ELG: Gross Motor skills - Negotiate space and obstacles safely, with consideration for themselves and others.		ELG: Gross Motor skills - Demonstrate strength, balance and coordination when playing.		ELG: Gross Motor skills - Move energetically, such as running, jumping, dancing, hopping, skipping and climbing.	
Physical development - Squiggle whilst you wiggle Fine motor	Squiggle move 1 – up, down, side to side, crossover. i l t Squiggle move 2 – the wiggle. i l t	Squiggle move 3 – the circles. c o a d	Squiggle move 4 – the hump and under hump. m n r u	Squiggle move 5 – the hook. q p h k b y g j f Squiggle move 6 – the pre-cursive spiral. e	Squiggle move 7 – a gentle wave. q p h k b y g j f Squiggle move 8 – laid down 8, the stand it up straight. s	Squiggle move 9 – straight line v w z x
Literacy	 	 				 
	See seprate Communication, Language and Literacy Curriculum					
Maths	NCETM – Mastering Number 		NCETM – Mastering Number 		NCETM – Mastering Number 	
	White Rose Match, sort & compare Talk about measure and compare Circles and Triangles, Shapes with 4 sides Mass and Capacity		White Rose Length, Height and Time Exploring 3D Shapes Match, sort & compare Patterns		White Rose Manipulate, Compose & Decompose Sharing and grouping Even & Odd Doubles, Visualise, Build & Map Make connections	

Laying the foundations

In EYFS we begin to lay the foundations for National Curriculum subjects.
These foundations are then built on as children move through to KS1 and KS2.

Understanding the world - Religious Education	Special Times Special time unit plan		Special Stories Special times unit plan		Special Places Special places unit plan	
	ELG: People, Cultures and Communities - Know some similarities and differences between different religious and cultural communities in this country, drawing on their experiences and what has been read in class.		ELG: People, Cultures and Communities - Explain some similarities and differences between life in this country and life in other countries, drawing on knowledge from stories, non-fiction texts and when appropriate – maps.		ELG: Past and Present - Talk about the lives of the people around them and their roles in society.	
	Key Vocabulary Friend kind kindness school values rules expectations respect safe ready to learn honest truth celebration festival Diwali fireworks Hindu temple Rangoli pattern Diya lamp Christian Bible Christmas Bethlehem gift Jesus Son of God worship disciple leader believe think created creation special Eid Muslim Qur'an prayer mat Mosque Islam Easter parade Remembrance soldier war					
Understanding the world - Science						
	ELG: The Natural World - Explore the natural world around them, making observations and drawing pictures of animals and plants.		ELG: The Natural World - Understand some important processes and changes in the natural world around them, including the seasons and changing states of matter.		ELG: The Natural World - Know some similarities and differences between the natural world around them and contrasting environments, drawing on their experiences and what has been read in class.	
	Key vocabulary Bulb seed grow water sea pumpkin ice melt frozen float sink Autumn Spring Summer Winter season change weather light dark shadow heavy light life cycle chrysalis toddler human older younger habitat scientist animals plants temperature					

Understanding the world - Geography	Where do I live? Where is my school?		What can I see in Morecambe?		What can I see in...?	
	ELG: People, Culture and Communities - Describe their immediate environment using knowledge from observation, discussion, stories, non-fiction texts and maps;		ELG: People, Culture and Communities - Explain some similarities and differences between life in this country and life in other countries, drawing on knowledge from stories, non-fiction texts and when appropriate – maps.		ELG: The Natural World - Know some similarities and differences between the natural world around them and contrasting environments, drawing on their experiences and what has been read in class;	
	Key Vocabulary Map route Morecambe Lancaster United Kingdom England follow Google maps symbol place find search follow ocean continent house home sea beach coast life boat centre glove similar different city					
Understanding the world - History	Substantive concept: Childhood Disciplinary concept: Change and continuity		Substantive concept: Leaders and Pioneers Disciplinary concept: historical significance Substantive: Migration and Civilisations Disciplinary concept: sources and evidence		Substantive: Childhood Disciplinary concept: similarity and difference/change and continuity Substantive: Civilisations Disciplinary concept: Similarities and differences	
	ELG: Past and Present – Talk about the lives of the people around them and their roles in society.		ELG: Past and present – Know some similarities and differences between things in the past and now, drawing on their experiences and what has been read in class.		ELG: Past and Present – Understand the past through settings, characters and events In books read in class and storytelling.	
	Key Vocabulary Past present future a long time ago happened happening family friend auntie uncle cousin sibling brother sister grandparent Remembrance war soldier poppy wreath cenotaph Florence Nightingale famous Nurse statue older younger life cycle timeline calendar similar different					
Expressive arts and design – Music Charanga	Me!	Christmas songs	Everyone!	Everyone!	Big Bear Funk	Reflect, Rewind, Replay
	ELG: Being imaginative and expressive - Sing a range of well-known nursery rhymes and songs; Perform songs, rhymes, poems and stories with others, and – when appropriate – try to move in time with music.					

Expressive arts and design – Art and DT	Key Vocabulary Pulse beat follow clap copy repeat sing loud quiet softly fast slow pitch rehearse audience listen rhythm pattern tune instrument similar different feel rock pop blues Christmas song		
	ELG: Creating with Materials - Safely use and explore a variety of materials, tools and techniques, experimenting with colour, design, texture, form and function. Share their creations, explaining the process they have used. Make use of props and materials when role playing characters in narratives and stories.		
	Key Vocabulary Cut scissors hole punch glue stick attach tape peel cut grate slice chop mash pour template copy instructions recipe strong build safe draw colour shade mix join half spread stir lines colours patterns brush match print press salt dough		