



An Active Learning Trust School

HOW TO CHOOSE YOUR OPTIONS ON LINE

DEADLINES

- Options evening - 4 February – an opportunity to speak to subject teachers
- 4 February at 4:30pm – students will receive an email from SIMS asking them to log in to options on line
- 8 February – parents will receive an email to approve their child's choices
- 12 February - deadline to make choices – after this date the programme will close to students

OPTIONS EVENING

- Why this is important?
 - You need to make informed choices
 - You need to find out as much as possible about the courses you want to study
 - If you change your mind later – you may not get onto the courses you want
 - Remember – don't make your choices based on staff or your friends!

Go to your school email and open up the email from SIMS
(noreply@sims.co.uk)

Click accept invitation



noreply@sims.co.uk

Tue 26/01/2021 11:26

To:

External email - Treat with caution

Hi

Simply accept this invitation and register within 90 days.



Accept Invitation


If the button above doesn't work, copy and paste the following link into your browser.


<https://id.sims.co.uk/registration/home/soscode>


Should you need to enter it, your personal invite code is: **W7MYKJW47F**





Register your account for SIMS products


 Sign in to SIMS ID


 Sign in with Facebook

 Sign in with Twitter


 Sign in with Google

 Sign in with Microsoft

 Sign in with Office 365

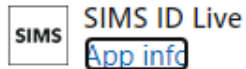
 Sign in with Apple ID

Choose either to sign in through
Microsoft or Office 365





Permissions requested



This application is not published by Microsoft or your organization.

This app would like to:

- ✓ View your basic profile
- ✓ Maintain access to data you have given it access to

Accepting these permissions means that you allow this app to use your data as specified in their [terms of service](#) and [privacy statement](#). You can change these permissions at <https://myapps.microsoft.com>. [Show details](#)

Does this app look suspicious? [Report it here](#)

Cancel

Accept

Click accept



Click register

Registration

You will have received a new service invite code from either Capita SIMS or from your school administrator.

Please enter the code below and tap or click Register.

Name	<input type="text"/>	(not you?)
Signed in with	<input type="text" value="Microsoft"/>	
Invitation Code	<input type="text" value="W7MYKJW47F"/>	
	<input type="button" value="Register"/>	

Enter your date of birth in the format (dd/mm/yyyy)

Registration - Answer Security Questions

You are required to provide a second piece of information to confirm your identity.

What is your date of birth? (dd/mm/yyyy)

Verify

You now have access to your choices

For example, in this box you need to select three choices

You have chosen courses and reserves from this list

Art & Design BTEC Tech Award Level 1/2	Reserve	BTEC Sport BTEC Tech Award Level 1/2	Reserve
Catering WBQ National Level 2	Reserve	Construction WBQ National Level 2	Reserve
Dance BTEC Tech Award Level 1/2	Reserve	French GCSE 9 - 1 Full Course	Reserve
		i This course is also available in Humanities and Language Choice	
Geography GCSE 9 - 1 Full Course	Reserve	History GCSE 9 - 1 Full Course	Reserve
i This course is also available in Humanities and Language Choice		i This course is also available in Humanities and Language Choice	
Health & Social Care Cambridge Nationals Certificate Level 1 & 2	Reserve	IT Cambridge Nationals Certificate Level 1 & 2	Reserve
Marketing & Enterprise Cambridge Nationals Certificate Level 1 & 2	Reserve	Music GCSE 9 - 1 Full Course	Reserve
Performing Arts BTEC Tech Award Level 1/2	Reserve	Product Design BTEC Tech Award Level 1/2	Reserve
Religious Studies GCSE 9 - 1 Full Course	Reserve	Spanish GCSE 9 - 1 Full Course	Reserve
		i This course is also available in Humanities and Language Choice	

Your choices will appear like this. Make sure also pick a reserve subject

1 History GCSE 9 - 1 Full Course Humanities and Language Choice
2 BTEC Sport BTEC Tech Award Level 1/2 Open Choice (Technical)
3 Catering WBQ National Level 2 Open Choice (Technical)
4 Marketing & Enterprise Cambridge Nationals Certificate Level 1 & 2 Open Choice (Technical)
My Reserves in Order of Preference (Total Reserves: 1)
To change your order of preference select a reserve and click the position in the list you would like to move it to.
1 Construction WBQ National Level 2 Open Choice (Technical)

You can also add any comments you wish to make or questions to ask.

Parents can also approve the choices students make.

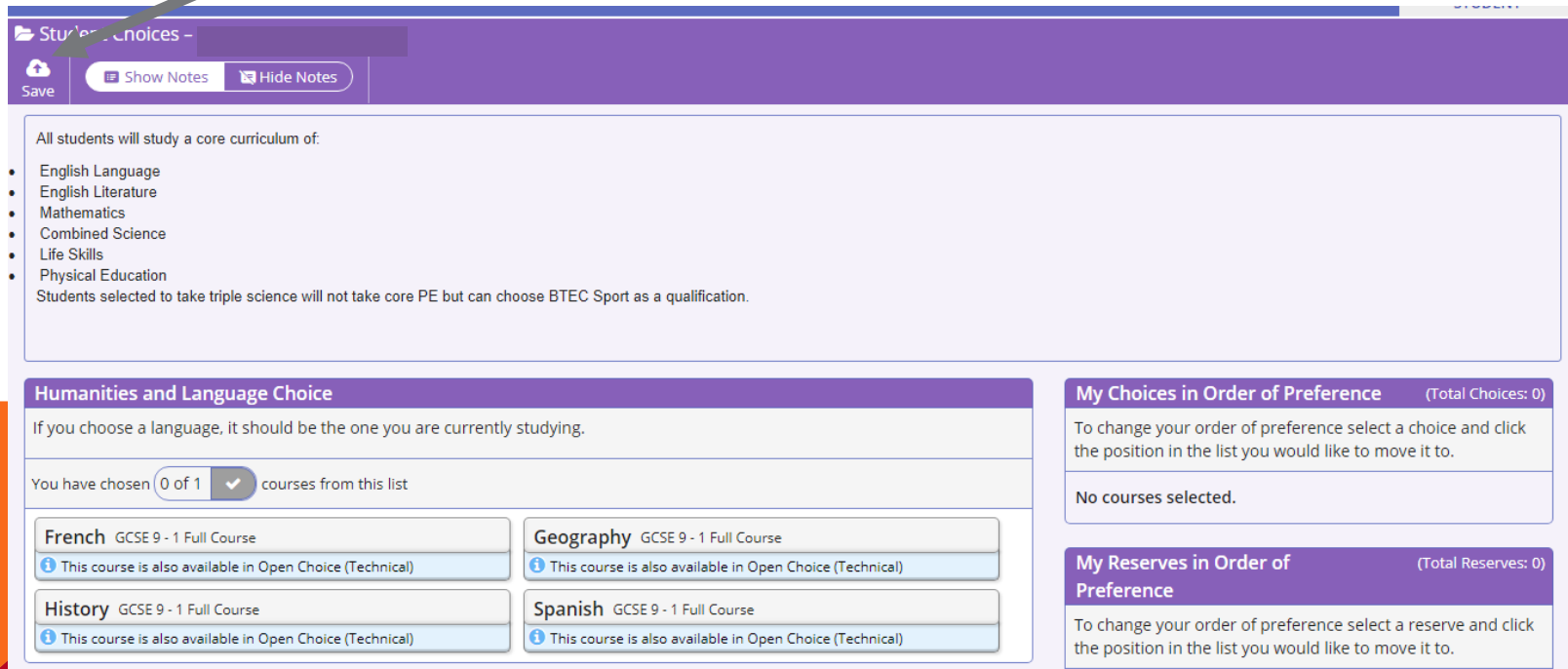
▼ Student Comments

Add any comments here

▼ Parent/Carer Approval

Parent/Carer Approval

When you have selected your choices, click save



The screenshot shows a web interface for selecting courses. At the top, there is a purple header with a 'Save' button and 'Show Notes'/'Hide Notes' options. Below this, a white box contains a list of core curriculum subjects: English Language, English Literature, Mathematics, Combined Science, Life Skills, and Physical Education. A note states that students taking triple science will not take core PE but can choose BTEC Sport. The main section is divided into two columns. The left column is titled 'Humanities and Language Choice' and shows a selection of 0 out of 1 course. It lists four options: French, Geography, History, and Spanish, each with a note that the course is also available in Open Choice (Technical). The right column is titled 'My Choices in Order of Preference' and shows 0 total choices, with a message that no courses have been selected. Below this is another section titled 'My Reserves in Order of Preference' with 0 total reserves.

Students Choices -

Save Show Notes Hide Notes

All students will study a core curriculum of:

- English Language
- English Literature
- Mathematics
- Combined Science
- Life Skills
- Physical Education

Students selected to take triple science will not take core PE but can choose BTEC Sport as a qualification.

Humanities and Language Choice

If you choose a language, it should be the one you are currently studying.

You have chosen 0 of 1 courses from this list

French GCSE 9 - 1 Full Course <small>This course is also available in Open Choice (Technical)</small>	Geography GCSE 9 - 1 Full Course <small>This course is also available in Open Choice (Technical)</small>
History GCSE 9 - 1 Full Course <small>This course is also available in Open Choice (Technical)</small>	Spanish GCSE 9 - 1 Full Course <small>This course is also available in Open Choice (Technical)</small>

My Choices in Order of Preference

(Total Choices: 0)

To change your order of preference select a choice and click the position in the list you would like to move it to.

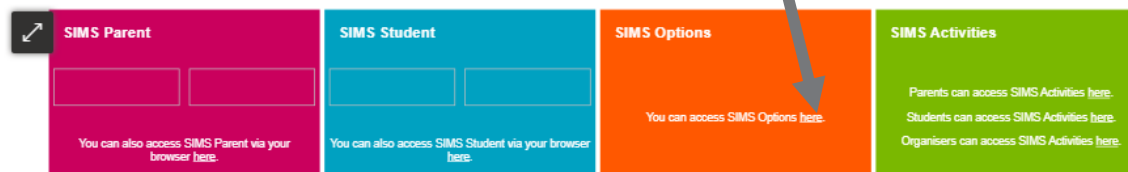
No courses selected.

My Reserves in Order of Preference

(Total Reserves: 0)

To change your order of preference select a reserve and click the position in the list you would like to move it to.

If you want to change your choices before the deadline (12 February) then go back to the second email you have received from SMIS to say you have a new account and click the link in the orange box



Useful Links

Further information on how to get started with SIMS Online Services can be found at these links:

[SIMS Parent](#)

[SIMS Student](#)

[SIMS Options](#)

[SIMS Activities for Parents](#)

[SIMS Activities for Students](#)

[SIMS Activities for Organisers](#)

COMMON PROBLEMS

- Try opening up the email if you cannot click on the links
- Make sure you do not try to sign in through SIMS (slide 5), students should log in through Microsoft or Office 365. Parents can sign in wherever they have an account e.g. Facebook or Google
- Check you have put your date of birth in the correct format i.e. dd/mm/yyyy
- If you want to go back once you have registered, then you should sign in via the second orange box. You cannot re-register