

Please write clearly in block capitals.

Centre number

--	--	--	--	--

Candidate number

--	--	--	--

Surname

Forename(s)

Candidate signature

GCSE COMBINED SCIENCE: TRILOGY

F

Foundation Tier

Physics Paper 1F

Specimen 2018 (set 2)

Time allowed: 1 hour 15 minutes

Materials

For this paper you must have:

- a ruler
- a scientific calculator
- the Physics Equations Sheet (enclosed).

Instructions

- Use black ink or black ball-point pen.
- Fill in the boxes at the top of this page.
- Answer **all** questions in the spaces provided.
- Do all rough work in this book. Cross through any work you do not want to be marked.
- In all calculations, show clearly how you work out your answer.

Information

- The maximum mark for this paper is 70.
- The marks for questions are shown in brackets.
- You are expected to use a calculator where appropriate.
- You are reminded of the need for good English and clear presentation in your answers.

For Examiner's Use	
Question	Mark
1	
2	
3	
4	
5	
6	
7	
TOTAL	

0 1

Water exists as ice, water or steam.

0 1 . 1

Complete the sentences.

Choose the answers from the box.

[2 marks]

ice	steam	water
-----	-------	-------

The particles are arranged in a regular pattern in _____.

The particles are close together but not in a pattern in _____.

The particles move quickly in all directions in _____.

0 1 . 2

Which will have the most internal energy?

[1 mark]Tick **one** box.1 kg of ice 1 kg of steam 1 kg of water **0 1 . 3**

Which will have the lowest density?

[1 mark]Tick **one** box.Ice Steam Water

Figure 1 shows an iceberg floating in the sea.

Figure 1



0 1 . 4 The iceberg has a mass of 11 200 kg

The volume of the iceberg is 12.0 m³

Calculate the density of the iceberg.

Use the equation:

$$\text{density} = \frac{\text{mass}}{\text{volume}}$$

[2 marks]

Density = _____ kg/m³

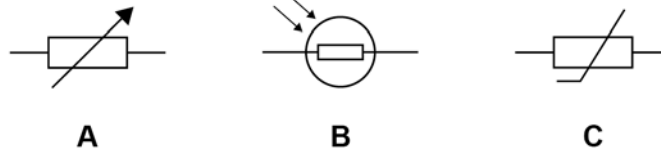
0 1 . 5 Explain why the iceberg will melt.

[2 marks]

0 2

Figure 2 shows the circuit symbol for three different components.

Figure 2



0 2 . 1

Which component is a variable resistor?

[1 mark]

Tick **one** box.

A

 B

 C

0 2 . 2

Which component is a thermistor?

[1 mark]

Tick **one** box.

A

 B

 C

0 2 . 3

In which component will the resistance decrease when the temperature increases?

[1 mark]

Tick **one** box.

A

 B

 C

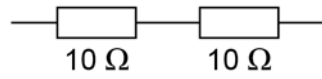
0 2 . 3

In which component will the resistance decrease when the light intensity increases?

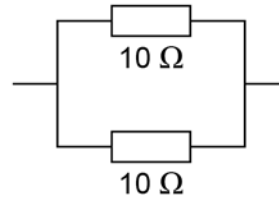
[1 mark]Tick **one** box.**A****B****C****Question 2 continues on the next page****Turn over ►**

Figure 3 shows four different arrangements of resistors.

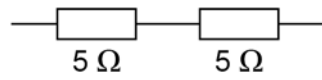
Figure 3



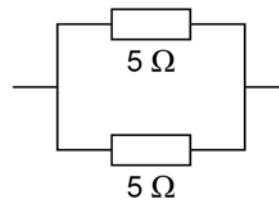
P



Q



R



S

0 2 . 5

Two of the arrangements are in series and two are in parallel.

Describe the different between a series and a parallel arrangement.

[2 marks]

0 2 . 6 Which arrangement has a resistance of $10\ \Omega$?

[1 mark]

Tick **one** box.

P Q R S

0 2 . 7 Which arrangement has the highest resistance?

[1 mark]

Tick **one** box.

P Q R S

0 2 . 8 A student connects a resistor to a cell for 60 seconds.

The current through the resistor is $0.97\ \text{A}$

Calculate the charge flow.

Use the equation:

$$\text{charge flow} = \text{current} \times \text{time}$$

Give your answer to 2 significant figures.

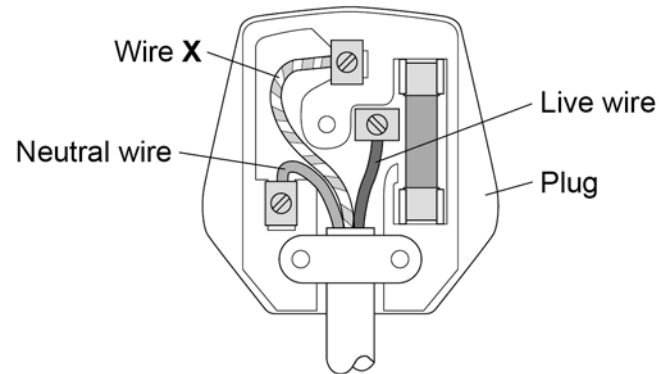
[3 marks]

Charge flow = _____ C

0 3

Figure 4 shows a three pin plug connected to the cable of a metal toaster.

Figure 4



0 3 . 1

Name wire X.

[1 mark]

0 3 . 2

What does wire X do?

[1 mark]

Tick **one** box.

It provides extra energy to the toaster when needed.

It completes the circuit in the toaster.

It can prevent an electric shock from the toaster.

It supplies the current to the toaster.

0 3 . 3 The toaster is plugged in to the mains electricity supply.

What is the potential difference between the live and neutral wires?

[1 mark]

Tick **one** box.

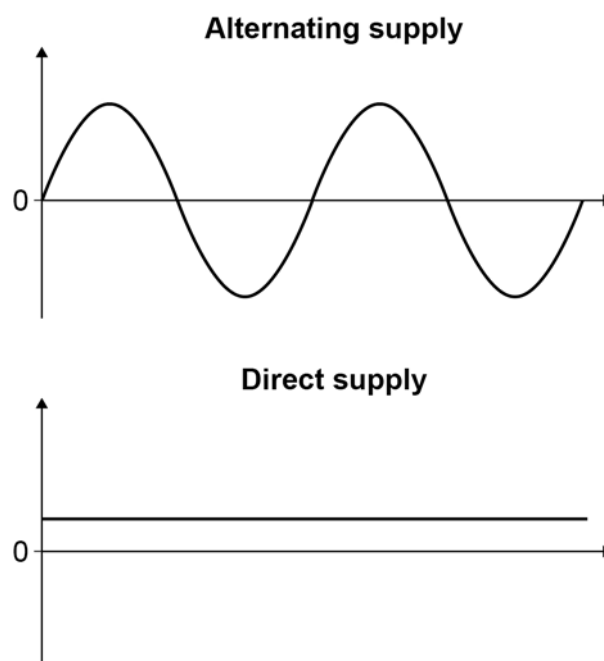
0 V 120 V 230 V 460 V

0 3 . 4 Mains electricity is an alternating supply.

A battery is a direct supply.

Figure 5 shows an alternating supply and a direct supply.

Figure 5



Give **two** differences between the alternating supply and the direct supply.

[2 marks]

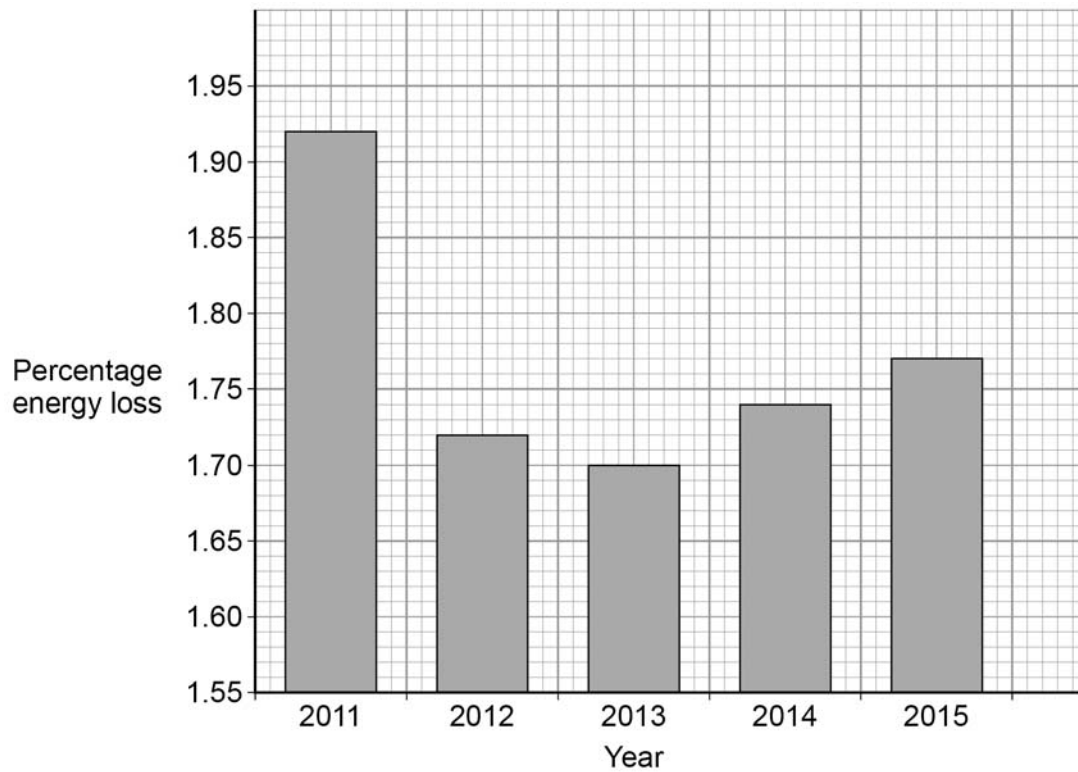
- 1 _____
- 2 _____

Turn over ►

Energy is transferred to homes by the National Grid.

Figure 6 shows the percentage energy losses over the National Grid for different years.

Figure 6



0 3 . 5 Describe the changes in percentage energy loss.

[2 marks]

0 3 . 6Calculate the mean percentage energy loss per year in **Figure 6**.**[3 marks]**

Mean energy loss per year = _____ %

10**Turn over for the next question****Turn over ►**

0 4

Figure 7 shows a student making potato soup.

Figure 7



0 4 . 1

The student places 0.5 kg of potato into a pan of water.

During cooking, the temperature of the potato increases from 20 °C to 100 °C

The specific heat capacity of the potato is 3400 J/kg °C

Calculate the change in thermal energy of the potato.

Use the equation:

$$\text{change in thermal energy} = \text{mass} \times \text{specific heat capacity} \times \text{temperature change}$$

[3 marks]

Change in thermal energy = _____ J

0 4 . 2 Why is the energy supplied by the cooker greater than that calculated in Question **04.1**?

[1 mark]

0 4 . 3 Suggest **one** way that the student could reduce the time to heat the potato to 100 °C

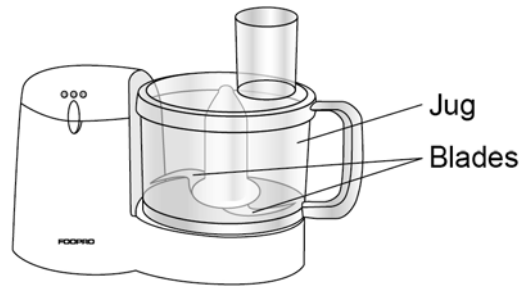
[1 mark]

Question 4 continues on the next page

Turn over ►

Figure 8 shows a food processor.

Figure 8



0 4 . 4

The student places the cooked potato into the jug of the food processor.

The food processor contains a motor that spins blades to chop the potato.

The total power input to the motor is 500 W

The useful power output from the motor is 300 W

Calculate the efficiency of the motor in the food processor.

Use the equation :

$$\text{efficiency} = \frac{\text{useful power output}}{\text{total power input}}$$

[2 marks]

Efficiency = _____

0 4 . 5 The jug is made of plastic with a low thermal conductivity.

Explain why this is an advantage.

[2 marks]

9

Turn over for the next question

Turn over ►

There are no questions printed on this page

**DO NOT WRITE ON THIS PAGE
ANSWER IN THE SPACES PROVIDED**

0 5

Figure 9 shows a girl riding a self-balancing scooter.

Figure 9



0 5 . 1

The scooter has an electric motor powered by a battery.

During the ride the battery transfers 15 000 C of charge.

The potential difference across the battery is 36 V

Calculate the energy transferred by the battery.

Use the equation:

$$\text{energy transferred} = \text{charge flow} \times \text{potential difference}$$

Give your answer in kJ

[3 marks]

Energy transferred = _____ kJ

Question 5 continues on the next page

Turn over ►

Table 1 gives data for two scooters with different motors.

Both motors have the same efficiency.

Table 1

	Power of motor in W	Mass in kg
Scooter A	500	10.5
Scooter B	700	14.0

0 5 . 2 Explain why scooter **B** has a higher maximum speed.

[2 marks]

0 5 . 3 Both scooters can be ridden for 20 minutes before the battery needs recharging.

Compare the amount of chemical energy stored in the batteries of each scooter.

[1 mark]

0 5 . 4 Write the equation that links energy transferred, power and time.

[1 mark]

0 5 . 5 Calculate the energy transferred by the motor in scooter **B** in 20 minutes.

[3 marks]

Energy transferred = _____ J

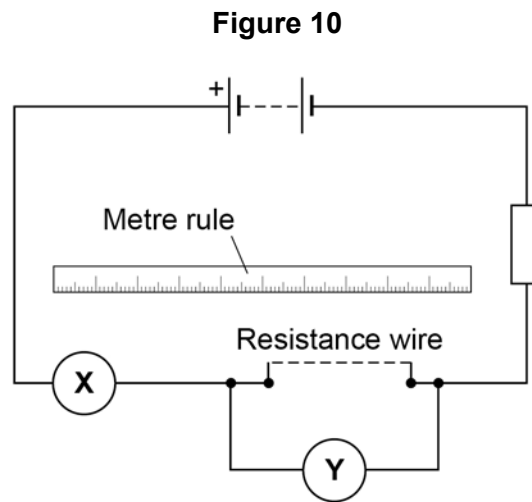
10

Turn over ►

0 6

A student investigated how length affects resistance of a wire.

Figure 10 shows the circuit the student used.



0 6 . 1

The student took measurements using the meters **X** and **Y**.

Name meters **X** and **Y**.

[2 marks]

Meter **X** _____

Meter **Y** _____

Table 2 shows the results.

Table 2

Length in m	Resistance in Ω			
	Test 1	Test 2	Test 3	Mean
0.100	0.66	0.67	0.74	0.69
0.200	1.36	1.40	1.34	1.37
0.300	2.02	2.02	2.03	2.02
0.400	2.77	2.72	2.68	2.72
0.500	3.37	3.35	3.40	3.37
0.600	4.03	4.02	3.96	4.00

0 6 . 2 For which length of wire are the readings of resistance the most precise?

Give the reason for your answer.

[2 marks]

Length = _____ m

Reason _____

0 6 . 3 Why did the student do three tests and calculate a mean?

[1 mark]

Question 6 continues on the next page

Turn over ►

0 6 . 4 Write the equation that links current, potential difference, and resistance.

[1 mark]

0 6 . 5 The potential difference across a piece of wire is 2.1 V

The current in the wire is 0.30 A

Calculate the resistance of the wire.

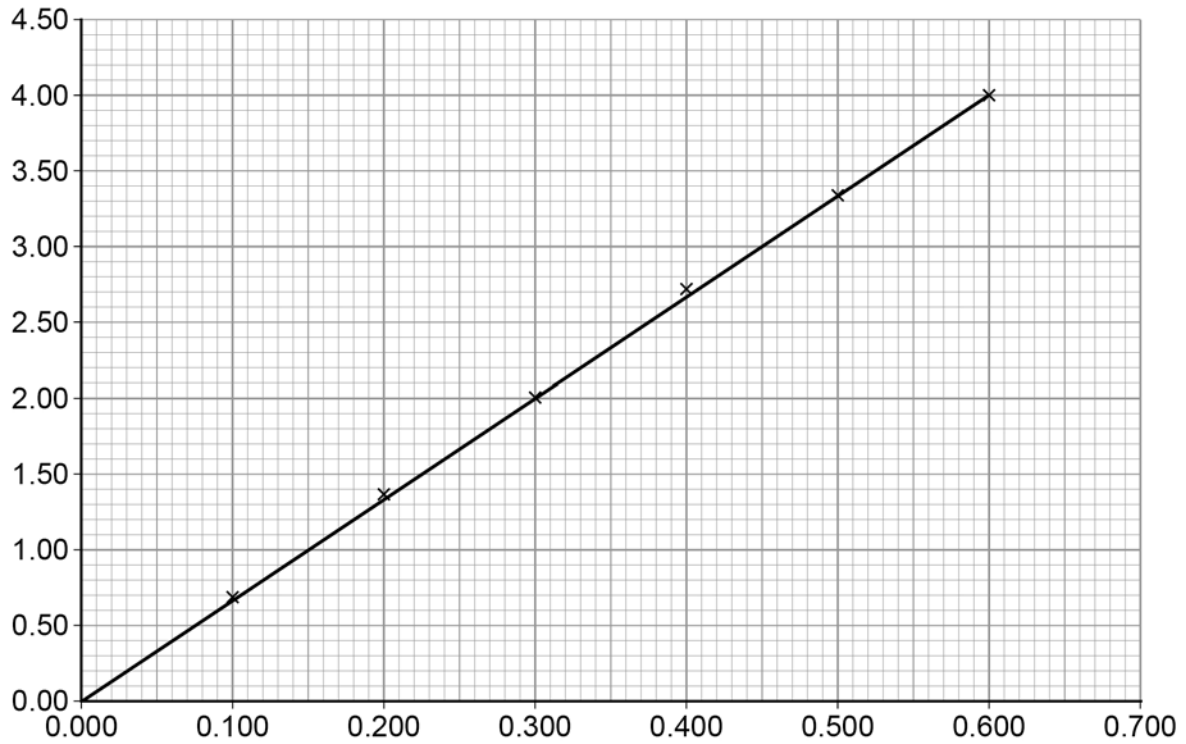
Write any equation that you use.

[3 marks]

Resistance = _____ Ω

Figure 11 shows a graph of the results.

Figure 11



0 6 . 6 What is the label for each axis of the graph?

[2 marks]

x-axis _____

y-axis _____

0 6 . 7 What conclusion can be made from the graph in **Figure 11**?

[1 mark]

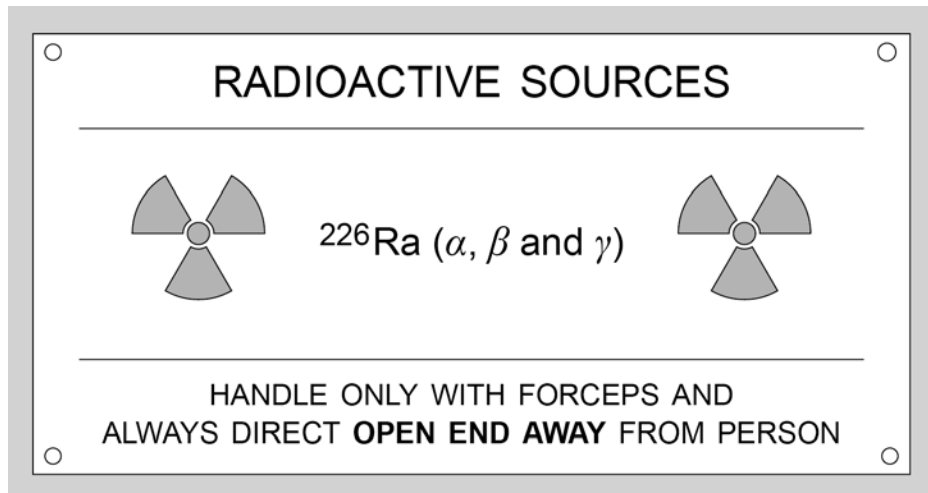
Turn over ►

0 7

Figure 12 shows the label from a box containing radium-226

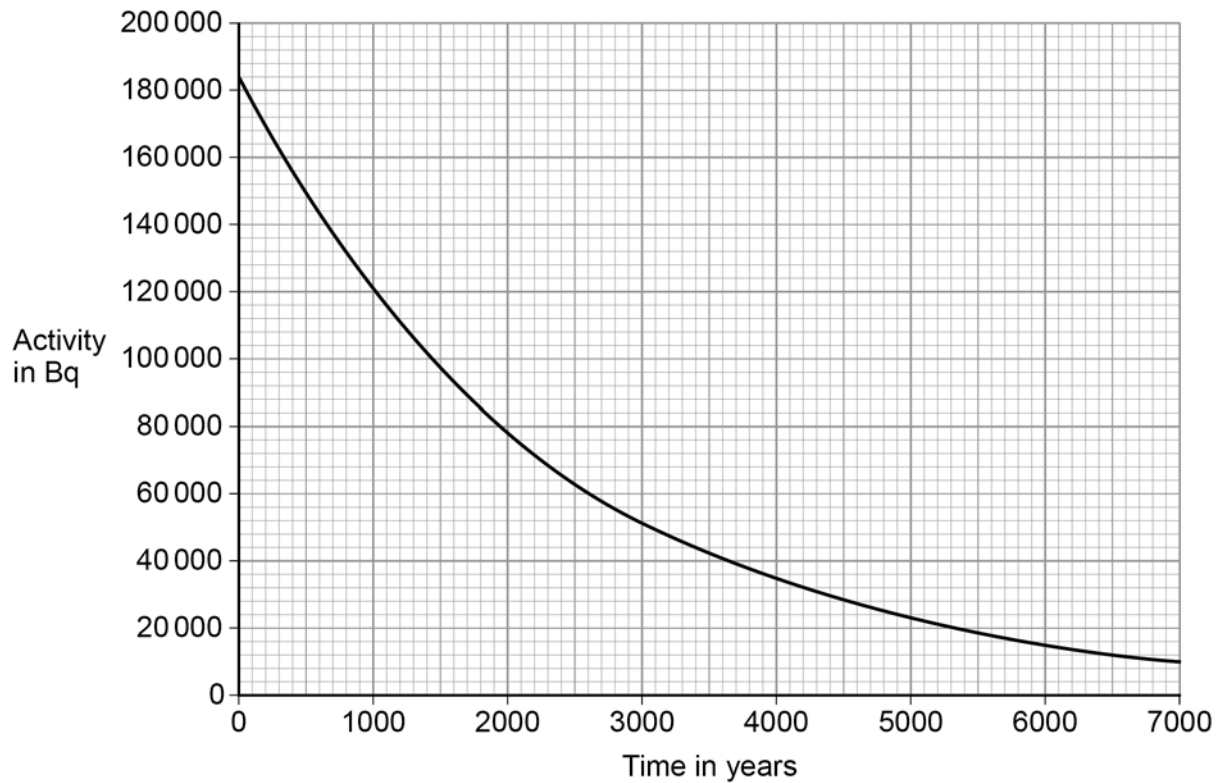
Radium-226 emits α , β and γ radiation.

Figure 12



0 7 . 1 Figure 13 shows how the activity of the radium-226 will change.

Figure 13



Determine the half-life of radium-226.

Show your working on **Figure 13**.

[2 marks]

Half-life = _____ years

Question 7 continues on the next page

Turn over ►

0 7 . 2 Radium-226 was discovered by Marie Curie in 1898.

The notebooks she used were contaminated with radium-226 and are still hazardous.

Explain why the notebooks are still hazardous.

[2 marks]

0 7 . 3 Explain how the properties of α , β and γ radiation affect the level of the hazard at different distances.

[6 marks]

END OF QUESTIONS

Copyright Information

Permission to reproduce all copyright material has been applied for. In some cases, efforts to contact copyright-holders may have been unsuccessful and AQA will be happy to rectify any omissions of acknowledgements. If you have any queries please contact the Copyright Team, AQA, Stag Hill House, Guildford, GU2 7XJ.

Acknowledgement of copyright holders and publishers
Figure 1 © Hanis/iStock.com

Copyright © 2017 AQA and its licensors. All rights reserved.