Year 8

Home Learning Booklet

Summer Half-Term 1

(Monday 20th April to Friday 22nd May 2020)

Dear Students and Parents,

To support students to continue their learning at home over the next half-term, we have put together this 'Home Learning' booklet with more detailed and specific work for them to complete. It is really important that all work is attempted so that students are ready to continue their studies when schools re-open. Students who do not complete the work set risk falling behind their peers and losing important learning routines that are essential for academic success.

Each week, all students should follow the **Home Learning Timetable** below to maximise their learning and keep a structured routine to their days whilst school is closed:

	Monday	Tuesday	Wednesday	Thursday	Friday
Session 1 9.00am - 9.30am	**Reading**	**Reading**	**Reading**	**Reading**	**Reading**
Session 2 9.30am - 10.30am	Maths	History	English	Geography	Science
10.30am – 11.00am **BREAK**					
Session 3 11.00am - 12.00pm	Science	Maths	Spanish or Literacy [Lexia]	English	Food
12.00pm – 1.00pm **LUNCH**					
Session 4 1.00pm - 2.00pm	Art and Drama	Science	Maths	ICT	English
2.00pm – 2.30pm **BREAK**					
Session 5 2.30pm - 3.30pm	PE Workout with Joe Wicks	Well-Being Activity	PE Workout with Joe Wicks	Well-Being Activity	PE Workout with Joe Wicks

Session 1 EVERY morning is dedicated to 'Reading'. Students can choose from the following:

- Read a book you have at home – maybe one you bought on the Waterstone's visit or borrowed from school.
- Read an e-book using the '**BorrowBox**' app [see below for details]
- Listen to a story via Amazon's '**Audible**' streaming service [see below for details]
- Read the weekly issue of '**First News'** – access it via your Doddle account
- Visit **bbc.co.uk/newsround** to read and watch the latest world and UK news

For more information and support, please visit our 'Home Reading' section of the school website: https://www.newallgreenhigh.manchester.sch.uk/student-life/home-learning/school-closure-home-reading

Where do I access the work?

All work set will be in one of the following places and the individual subject pages in this booklet will tell you where to find the work:

- **Doddle**
  www.doddlelearn.co.uk
  Your user name: first name + surname + year you started NGHS. For example, **DavidSmith19**
  Your password: password (all lower case)

- **Bedrock Vocabulary**
  https://app.bedrocklearning.org/
  You will need to enter the user name and password given to you.
  If you have forgotten this, ask a parent to email Mrs Green at s.green@newallgreenhigh.manchester.sch.uk and she will email it to them.

- **Seneca**
  https://app.senecalearning.com/
  Go to 'log in'. Enter student details. Email should be **name@newallgreen** and password is **password.** Then, click on 'join your class' for **Year 8 Home Learning** and enter the class code: **pntnkuxb2c**
  Technology class code for all year 8: **k5k7igffqr**

- **Hegarty Maths**
  www.hegartymaths.com
  You will need to enter:
  - School name
  - Your first name
  - Your surname
  - Your date of birth
  - Your own personal password set by you

- **LEXIA Power Up**

  This is for students who do not study Spanish.
  https://www.lexiapowerup.com/
  Teacher's email [you'll only have to do once]:
  s.green@newallgreenhigh.manchester.sch.uk
  User name: firstname.surname e.g. joe.bloggs [all lower case]
  Password: lexia [all lower case]

- Your teachers may also direct you to other learning websites such as www.bbc.co.uk/bitesize, which is very useful for revision.

- For more information and support, please visit our 'Home Learning' section of the school website: https://www.newallgreenhigh.manchester.sch.uk/student-life/home-learning/school-closure-home-learning

- **Borrow Box**

  Parents can also access the free Borrowbox service which is available online from your local library. It is a wonderful way of reading online and there are a huge number of ebooks and eAudiobooks for free accessible from a mobile phone or ipad.

  1) Click on the link below to gain a temporary membership to Manchester City Council Libraries
  https://manchester.spydus.co.uk/cgi-bin/spydus.exe/MSGTRN/wPAC/JOIN
  It will give you a number which starts with UNREG.
  2)Download the Borrowbox app on your mobile or device

https://www.borrowbox.com/

Log in using UNREG and the number and your pin(first 4 numbers of your date of birth eg2806)

There are more details about Home Reading and how to access reading materials on the School Closure Home Reading page.

Subject Contents Page

You must follow the Home Learning timetable set for you. If you have time to work on other activities, you can, but this is not compulsory.

MUST DO - Subjects	Page
English	6
Maths	10
Science	13
Drama and Art	14/15
History	16
Geography	16
Spanish or Literacy [Lexia]	17/18
Food or DT	19
ICT	19
Well-Being	20
PE Workout with Joe Wicks	24

OPTIONAL Activities	Page
Mindfulness Tasks	24
Word Searches	26
Crosswords	32
Colouring	36

English

Week	Tasks	What to do…	Where?	Done?
1 (w/b 20th April)	**1**	**Reading** ✓ **Today you are learning about 'A Shakespearean Easter'.** ✓ Using a dictionary or https://www.collinsdictionary.com/ look up the pre-reading key vocabulary words [abstinence etc.] and write down the definitions. ✓ Read the text 'A Shakespearean Easter' underlining the key vocabulary words you've just learned. ✓ Read and answer the comprehension questions. ✓ Self-mark your comprehension responses using the answer section of the reading booklet.	✓ All resources are on Doddle in your Reading booklet.	
	2	**SPaG & Bedrock Vocabulary** ▪ **Today you are revising what nouns are and the different types of nouns.** ▪ Go to the BBC Bitesize website: https://www.bbc.co.uk/bitesize/topics/z4hrt39/articles/znddqhv ▪ Read the notes, watch the videos and complete the short activities and quizzes. ▪ Go to Doddle, read through the 'Understanding Nouns PowerPoint' and complete the tasks on the slides. ▪ Then, show your understanding of nouns by reading and completing the 'Understanding Nouns Activity'. ▪ Now, log onto to Bedrock Vocabulary and complete 1 lesson.	✓ BBC Bitesize website – Secondary – English – Grammar ✓ Doddle – to access the PowerPoint and Activity. ✓ Bedrock	
	3	**Writing** ▪ **Today you are going to start <u>planning</u> for a mini writing project by <u>researching</u> the theme of Easter/Spring.** ▪ **R**ead the three texts in your writing booklet: *Why the eggs and bunnies? 10 Things You Probably Didn't Know About Easter* and *Extract from the Diary of Julie Spinner*. For each text, create a bullet point list of 10 interesting pieces of information and facts. ▪ Then, do some of your own research about ONE the following topics: *spring festivals, the history of Easter, Easter around the world, Easter traditions or the symbols of spring and Easter.* Create a page of bullet-pointed notes about your topic.	✓ All resources are on Doddle in your 'Writing' Home Learning Booklet. ✓ You may need to use Google.	
2 (w/b 27th April)	**1**	**Reading** ▪ **Today you are learning about 'Living on the Ice'.** ▪ Using a dictionary or https://www.collinsdictionary.com/ look up the pre-reading key vocabulary words [massive etc.] and write down the definitions. ▪ Read the text 'Living on the Ice' underlining the key vocabulary words you've just learned. ▪ Read and answer the comprehension questions. ▪ Self-mark your comprehension responses using the answer section of the reading booklet.	✓ All resources are on Doddle in your Reading booklet.	
	2	**SPaG & Bedrock Vocabulary** ▪ **Today you are revising what verbs are and how to identify different types of verbs.** ▪ Go to the BBC Bitesize website: https://www.bbc.co.uk/bitesize/topics/z4hrt39/articles/z4ppfcw ▪ Read the notes, watch the videos and complete the short activities and quizzes. ▪ Go to Doddle, read through the 'Introducing Verbs PowerPoint' and complete the tasks on the slides.	▪ BBC Bitesize website – Secondary – English – Grammar ▪ Doddle – to access the PowerPoint and Activity. ▪ Bedrock	

		▪ Then, show your understanding of verbs by reading and completing the 'Using Verbs Activity'. ▪ Now, log onto to Bedrock Vocabulary and complete 1 lesson.		
	3	**Writing** ▪ **Today you are going to <u>plan</u> an information text [a mini writing project] about Easter.** ▪ Using your research notes from last week, complete your IPEELL planning grid to organise your ideas, thinking about what you will say in the opening paragraphs, your 3 main information paragraphs and your ending. Don't forget to 'pinch' some impressive vocabulary from the research texts you read – which sophisticated words will you try to use? Fill your sheet with ideas! ▪ You need to choose 3 sub-topics for the 3 main paragraphs e.g. the history of Easter, Easter traditions around the world and the symbols of spring and Easter. Use the 'elaborate' boxes to add specific details about the sub-topics.	▪ All resources are on Doddle in your 'Writing' Home Learning Booklet.	
3 (w/b 4th May)	**1**	**Reading** ▪ **Today you are learning about 'Schools of the World'.** ▪ Using a dictionary or https://www.collinsdictionary.com/ look up the pre-reading key vocabulary words [myriad etc.] and write down the definitions. ▪ Read the text 'Boat, Bus or Box: Schools of the World' underlining the key vocabulary words you've just learned. ▪ Read and answer the comprehension questions. ▪ Self-mark your comprehension responses using the answer section of the reading booklet.	✓ All resources are on Doddle in your Reading booklet.	
	2	**SPaG & Bedrock Vocabulary** ▪ **Today you are revising what adjectives are and how to punctuate use of adjectives for effect.** ▪ Go to the BBC Bitesize website: https://www.bbc.co.uk/bitesize/topics/z4hrt39/articles/zj33rwx ▪ Read the notes, watch the videos and complete the short activities and quizzes. ▪ Go to Doddle, read through the 'Identifying and Punctuating Adjectives PowerPoint' and complete the tasks on the slides. ▪ Then, show your understanding of verbs by reading and completing the 'Identifying and Punctuating Adjectives Activity'. ▪ Now, log onto to Bedrock Vocabulary and complete 1 lesson.	▪ BBC Bitesize website – Secondary – English – Grammar ✓ Doddle – to access the PowerPoint and Activity. ✓ Bedrock	
	3	**Writing** ▪ **Today you are going to <u>write</u> an information text [a mini writing project] about Easter.** ▪ Using your IPEELL planning grid and research notes from the past two weeks, you now need to *write* your information text about Easter'. Using your plan, you will write 5 paragraphs in total, but if you wanted to add more, this is fine too. ▪ After you've finished writing the information text, get a sibling or adult to re-read the piece with you again and check it for any spelling, punctuation or grammar mistakes.	✓ All resources are on Doddle in your 'Writing' Home Learning Booklet.	
4 (w/b 11th May)	**1**	**Reading** ▪ **Today you are learning about 'Extraordinary Lives: Anne Frank'.** ▪ Using a dictionary or https://www.collinsdictionary.com/ look up the pre-reading specific Anne Frank vocabulary and other vocabulary words [persecute etc.] and write down the definitions. ▪ Read the text 'Extraordinary Lives: Anne Frank' underlining the key vocabulary words you've just learned. ▪ Read and answer the comprehension questions. ▪ Self-mark your comprehension responses using the answer section of the reading booklet.	✓ All resources are on Doddle in your Reading booklet.	

	2	**SPaG & Bedrock Vocabulary** ▪ **Today you are revising what adverbs are and how to use them correctly.** ▪ Go to youtube.com and type in the search bar *Parts of Speech for Kids: What is an adverb?* [A video by *Teaching Without Frills]*. ▪ Watch the video and make notes on what adverbs are. ▪ Go to Doddle, read through the 'Understanding Adverbs' PowerPoint' and complete the tasks on the slides. ▪ Then, show your understanding of verbs by reading and completing the 'Identifying and Using Adverbs Activity'. ▪ Now, log onto to Bedrock Vocabulary and complete 1 lesson.	✓ Youtube.com – search for the video: *Parts of Speech for Kids: What is an adverb?* ✓ Doddle – to access the PowerPoint and Activity. ✓ Bedrock	
	3	**Writing** ▪ **Today you are exploring how describing a setting can help to create a particular atmosphere.** ▪ Firstly, **write down the words 'setting' and 'atmosphere'**. Around each word, write down your ideas about what these two terms mean when thinking about writing in English. Think of a recent book you read or a film you watched, and write down ideas about the setting and atmosphere in it. Where was it set? What kind of atmosphere was created at the start? ▪ Then, **read the 'Describing a Setting *Extract*' sheet**. After reading the example, highlight in one colour where the setting is described and in another colour where atmosphere is created. If you don't have colours, you could write the details out as two lists. ▪ Setting and atmosphere are always linked in writing – you describe a setting to create a particular kind of atmosphere. Now, **read the first 8 slides** of the PowerPoint on '*Describing a Setting'.* ▪ **Look at the slide 9 'Consider the Image' -** create a table of vocabulary to describe the two images.	✓ All resources are on Doddle in your 'Writing' Home Learning Booklet.	
5 (w/b 18th May)	**1**	**Reading** ▪ **Today you are learning about 'The History of Lego'.** ▪ Using a dictionary or https://www.collinsdictionary.com/ look up the pre-reading vocabulary words [initial etc.] and write down the definitions. ▪ Read the text 'History of Lego' underlining the key vocabulary words you've just learned. ▪ Read and answer the comprehension questions. ▪ Self-mark your comprehension responses using the answer section of the reading booklet.	✓ All resources are on Doddle in your Reading booklet.o	
	2	**SPaG & Bedrock Vocabulary** ▪ **Today you are revising what prepositions are and how to use them.** ▪ Go to the BBC Bitesize website: https://www.bbc.co.uk/bitesize/topics/zwwp8mn/articles/zw38srd ▪ Read the notes, watch the videos and complete the short activities and quizzes. ▪ Go to Doddle, read through the 'Understanding Prepositions PowerPoint' and complete the tasks on the slides. ▪ Then, show your understanding of verbs by reading and completing the 'Writing Prepositional Phrases Activity'. ▪ Now, log onto to Bedrock Vocabulary and complete 1 lesson.	✓ BBC Bitesize website – Primary – English – Grammar ✓ Doddle – to access the PowerPoint and Activity. ✓ Bedrock	
	3	**Writing** ▪ **Today you are going to plan and write an atmospheric description of an image.** ▪ Look back at the work you did on descriptive writing last week. Choose one of the images in the PowerPoint and firstly, create a brainstorm of ideas that you might describe in this setting. Think about:	✓ All resources are on Doddle in your 'Writing' Home Learning Booklet.	

		▪ Shapes of buildings and objects ▪ Location of objects and people ▪ Colours ▪ Smells ▪ Sounds ▪ What kind of atmosphere do you want to create? ▪ Using your planned ideas, write between 3-5 paragraphs describing the scene. Decide if you'll write in the first person 'I' or the third person 'he/she/they/it' first. ▪ After you've finished writing the description, get a sibling or adult to re-read the piece with you again and check it for any spelling, punctuation or grammar mistakes		

Completed all of the tasks and want a further challenge? Have a go at the following…

- Following on from reading lesson 3 about 'schools of the world', research a boat school, a Door Step school or any other school of your choice from another country. Then, complete the 'Unusual Schools: Fact File' sheet from your reading booklet.
- Following on from reading lesson 4 about 'Anne Frank', research another diarist from the Second World War – look at the sheet titled 'Diarists of the Second World War' to give you some ideas. Then, complete the Fact File [also in your reading booklet] on your chosen diarist.
- Following on from reading lesson 5 about 'History of Lego', design your own Lego prototype using the 'My Own Lego Design' sheet in your reading booklet.

Maths Set 1 – Miss Wycherley

Week	Tasks	What to do…	Where?	Done?
1 (w/b 20th April)	**1**	**Skill:** ▪ 392 Types of Data ▪ 393 Types of Data (2)	✓ Hegarty maths	
	2	**Skill:** ▪ 394 Census, sampling and bias ▪ 395 Random Sampling	✓ Hegarty maths	
	3	**Skill:** ▪ 399 Surveys and Questionnaires ▪ 401 Data Collection sheets	✓ Hegarty maths	
2 (w/b 27th April)	**1**	**Skill:** ▪ 425 Bar charts and vertical line graphs ▪ 426 Pictographs	✓ Hegarty maths	
	2	**Skill:** ▪ 427 Pie charts ▪ 428 Pie charts	✓ Hegarty maths	
	3	**Skill:** ▪ 430, 431 432 Stem & Leaf diagrams	✓ Hegarty maths	
3 (w/b 4th May)	**1**	**Skill:** ▪ 404 Mode ▪ 406 &407 Mean ▪ 415 Mode from Frequency table	✓ Hegarty maths	
	2	**Skill:** ▪ 409 Median ▪ 410 Range ▪ 414 Range from frequency table	✓ Hegarty maths	
	3	**Skill:** ▪ 416 Median from Frequency table ▪ 417 Mean from Frequency table	✓ Hegarty maths	
4 (w/b 11th May)	**1**	**Skill:** ▪ 122 Ordinary numbers to standard form ▪ 123 Standard form to ordinary numbers	✓ Hegarty maths	
	2	**Skill:** ▪ 124 Adjusting to correct standard form	✓ Hegarty maths	
	3	**Skill:** ▪ 125 Multiplying with standard form	✓ Hegarty maths	
5 (w/b 18th May)	**1**	**Skill:** ▪ 158 Simplifying expressions ▪ 159 Simplifying expressions	✓ Hegarty maths	
	2	**Skill:** ▪ 161 Expand 2 single brackets	✓ Hegarty maths	
	3	**Skill:** ▪ 169 factorise simple expressions	✓ Hegarty maths	

Completed all of the tasks and want a further challenge? Have a go at the following…

- Week 1 – 400 Surveys and Questionnaires (2) and 403 Grouped Frequency tables
- Week 2 – 429 Pie Charts (3) and 433 Stem and Leaf (4)
- Week 3 – 418 Mean from Frequency tables and 419, 420 Averages and Range problem solving
- Week 4 – 126 Dividing with standard form and 127 Adding and subtracting with standard form
- Week 5 - 167 HCF of algebraic expressions and 174 Indices with algebraic expressions

Maths Set 2 – Mr Berry

Week	Tasks	What to do…	Where?	Done?
1 (w/b 20th April)	**1**	▪ Area of a Triangle (558) ▪ Trapeziums (559)	✓ Hegarty Maths	
	2	▪ Area of a Circle (539) ▪ Area of a Circle (540)	✓ Hegarty Maths	
	3	▪ Area of a Circle (541) ▪ Area of a Circle (542)	✓ Hegarty Maths	
2 (w/b 27th April)	**1**	▪ Stem & Leaf Diagrams: 1 (430) ▪ Stem & Lead Diagrams: 2 (431)	✓ Hegarty Maths	
	2	▪ Stem & Leaf Diagrams: 3 (432) ▪ Stem & Leaf Diagrams: 4 (433)	✓ Hegarty Maths	
	3	▪ Pie Charts: 1 (427) ▪ Pie Charts: 2 (428)	✓ Hegarty Maths	
3 (w/b 4th May)	**1**	▪ Bar Charts & Vertical Line Graphs (425) ▪ Mode (404)	✓ Hegarty Maths	
	2	▪ Mean: 1 (405) ▪ Mean: 2 (406)	✓ Hegarty Maths	
	3	▪ Mean: 3 (407) ▪ Mean: 4 (408)	✓ Hegarty Maths	
4 (w/b 11th May)	**1**	▪ Median (409) ▪ Range (410)	✓ Hegarty Maths	
	2	▪ Grouped Frequency Tables (Discreet) ▪ Grouped Frequency Tables (Continous)	✓ Hegarty Maths	
	3	▪ Range from Frequency Tables (414) ▪ Mode from Frequency Tables (415)	✓ Hegarty Maths	
5 (w/b 18th May)	**1**	▪ Median from Frequency Tables (416) ▪ Mean from Frequency Tables: 1 (417)	✓ Hegarty Maths	
	2	▪ Mean from Frequency Tables: 2 (418)	✓ Hegarty Maths	
	3	▪ Pictograms (426)	✓ Hegarty Maths	

Completed all of the tasks and want a further challenge? Have a go at the following…

- Collect data from friends/family on their favourite flavour of crisps and then present your data using one of the graphs you've learnt about.

Maths Set 3 – Mrs Badri

Week	Tasks	What to do…	Where?	Done?
1 (w/b 20th April)	**1**	**Skill: Recap of simple Area** ▪ Watch clip numbers 553 and 554 making notes and writing down examples. ▪ Complete quiz numbers 553 and 554. Remember you should be aiming for 100% (green).	✓ Hegarty Maths	
	2	**Skill: Area of Compound shapes** ▪ Watch clip numbers 555 making notes and writing down examples. ▪ Complete quiz numbers 555. Remember you should be aiming for 100% (green).	✓ Hegarty Maths	
	3	**Skill: Area of Parallelograms and Triangles** ▪ Watch clip numbers 556 and 557 making notes and writing down examples. ▪ Complete quiz numbers 556 and 557. Remember you should be aiming for 100% (green).	✓ Hegarty Maths	
2 (w/b 27th April)	**1**	**Skill: Area of Trapezium** ▪ Watch the Area of a Trapezium song on YouTube: https://www.youtube.com/watch?v=qlxawNewXiY ▪ Watch clip numbers 559 making notes and writing down examples. ▪ Complete quiz numbers 559. Remember you should be aiming for 100% (green).	✓ Hegarty Maths ✓ YouTube	
	2	**Skill: Area of a Circle** ▪ Watch the Circle song on YouTube: https://www.youtube.com/watch?v=9WGO7dAxjD8 ▪ Draw a circle and label the radius and diameter clearly. ▪ Watch clip numbers 539 making notes and writing down examples. ▪ Complete quiz numbers 539. Remember you should be aiming for 100% (green).	✓ Hegarty Maths ✓ YouTube	
	3	**Skill: Area Quizzes** ▪ Go through the Revision presentations on Area of a trapezium, circle and compound shapes. ▪ Attempt the Quick tests on Area of a trapezium, circle and compound shapes.	✓ Doddle	
3 (w/b 4th May)	**1**	**Skill: Understanding the Data Handling Cycle** ▪ Copy the Data Handling Cycle down from the interactive presentation. ▪ Click on the curly arrow on the bottom right and see the different options for 'process and display the data'. Write all the different types down. ▪ Go through the 'Collecting Data Presentation' making notes as you go along – you will need them later on in the week.	✓ Doddle	
	2	**Skill: Bar Charts** ▪ Go through the Presentation on Bar Charts. ▪ Go through Revision on Bar Charts. ▪ Attempt the Quick test on Bar Charts.	✓ Doddle	
	3	**Skill: Pictograms** ▪ Go through Revision on Pictograms. ▪ Attempt the Quick tests Pictograms.	✓ Doddle	
4 (w/b 11th May)	**1**	**Skill: Recording Frequencies** ▪ Go through Revision on Recording Frequencies. ▪ Attempt the Quick test on Recording Frequencies.	✓ Doddle	
	2	**Skill: Interpreting Pie Charts** ▪ Go through the Presentation on Pie Charts. ▪ Go through Revision on Pie Charts. ▪ Attempt the Quick test on Pie Charts.	✓ Doddle	
	3	**Skill: Drawing Pie Charts** ▪ Go through the Presentation on Drawing Pie Charts. ▪ Go through Revision on Drawing Pie Charts. ▪ Attempt the Quick test on Drawing Pie Charts.	✓ Doddle	

5 (w/b 18th May)	**1**	**Skill: Line Graphs** ▪ Go through the Presentation on Line Graphs. ▪ Go through Revision on Drawing Line Graphs. ▪ Attempt the Quick test on Drawing Line Graphs.	✓ Doddle	
	2	**Skill: Mode and Median** ▪ Go through the Presentations on Mode and Median. ▪ Go through Revision on Mode and Median. ▪ Attempt the Quick tests on Mode and Median.	✓ Doddle	
	3	**Skill: Calculating Mean** ▪ Go through the Presentation on Mean. ▪ Go through Revision on Mean. ▪ Attempt the Quick test on Mean.	✓ Doddle	

Completed all of the tasks and want a further challenge? Have a go at the following…

- Area of Circle – Challenge questions. For each question consider what fraction of the whole circle you have.
- Create your own **compound shape** including at least two of the following: rectangle, triangle, parallelogram, semi-circle. Label your shape's lengths and challenge someone at home to find the area of it. Mark their work.
- Collect data from friends/family on their favourite flavour of crisps and then present your data using one of the graphs you've learnt about.

Science

Week	Tasks	What to do…	Where?	Done?
1 (w/b 20th April)	**1**	**Topic: Natural Selection** • Read Variation and Natural selection and complete interactive activities on Doddle • List key terms and definitions • Choose a species, describe how it has survived due to natural selection	✓ All resources are on Doddle.	
	2	Topic: Charles Darwin • Watch https://www.youtube.com/watch?v=WVK72JxXPTk • Write a character profile on Charles Darwin, Birthday, hobbies, what was he famous for, etc • Complete Evolution Mini quiz on Doddle	✓ All resources are on Doddle.	
2 (w/b 27th April)	**1**	Topic: Extinction • Watch https://www.youtube.com/watch?v=jphrpR9ffKA • Read and complete activities on Extinction on Doddle • List all the ways species can go extinction and give an example of each.	✓ All resources are on Doddle.	
	2	**Topic: Preserving biodiversity** • Use "What is Biodiversity" to define the term on doddle • Read and summarise how we can preserve biodiversity using https://www.bbc.co.uk/bitesize/guides/zw9jq6f/revision/3 • Complete Biodiversity Mini quiz on Doddle	✓ All resources are on Doddle.	
3 (w/b 4th May)	**1**	Topic: Inheritance • Read Chromosomes, DNA and genetic material and complete interactive activities on Doddle • List key terms and definitions • Complete Chromosomes, DNA and genetic material mini quiz on doddle	✓ All resources are on Doddle.	
	2	Topic: DNA • Watch https://www.youtube.com/watch?v=35FwmiPE9tI • Read and complete https://www.bbc.co.uk/bitesize/guides/zp7thyc/revision/1 including quiz	✓ All resources are on Doddle.	
4	**1**	Topic: Genetics • Read Chromosomes, DNA and genetic material part 2 and complete interactive activities on Doddle	✓ All resources are on Doddle.	

(w/b 11th May)		• Make a list of characteristics you have inherited and identify from which parent.		
	2	**Topic: Genetic Modification** • Watch https://www.youtube.com/watch?v=7TmcXYp8xu4 • List why we genetically modify food. • Write Advantages and disadvantages of genetic modification	✓ All resources are on Doddle.	
5 (w/b 18th May)	**1**	**Topic: Sound waves, water waves and energy** • Read and complete all presentations on Sound Waves on doddle • Complete Sound Waves mini quiz	✓ All resources are on Doddle.	
	2	**Topic: Radiation and energy** • Read and complete the Electromagnetic Spectrum on doddle • Draw your own electromagnetic spectrum, with examples of the uses of each wave	✓ All resources are on Doddle.	

Completed all of the tasks and want a further challenge? Have a go at the following…

- Create a timeline of the discoveries of genetics from Gregor Mendel to Discovering the structure of DNA
- Watch Bill Nye Biodiversity https://www.youtube.com/watch?v=-Sybgof-X2k
- Increase biodiversity of your environment – Research and improve biodiversity at homeEg Convert an old plastic bottle/milk container into a bird feeder to increase the biodiversity in your area.Watch the "how to" video. https://www.youtube.com/watch?v=vB69OgGHKoI Make some birdfeed using the following recipe from the National Trust https://www.nationaltrust.org.uk/recipes/make-a-fat-cake-for-birds

Art

Week	Tasks	What to do…	Where?	Done?
1 (w/b 20th April)	**1**	▪ Portraits, **But not as you know it.** ▪ Look at the document on Doddle it has a variety of work you can complete connected to portraits. ▪ Select which two you can do in the time today.	✓ Doddle	
2 (w/b 27th April)	**1**	▪ **David Bowie, monsters and Cars** ▪ Look at the document on Doddle it gives you clear instructions. ▪ Select ONE of the tasks to do today ▪ You only need limited materials for all the tasks. ▪ Start saving the inside of toilet rolls for the task next Week!	✓ Doddle	
3 (w/b 4th May)	**1**	▪ Look at the document on Doddle **Slides 10 and 11** ▪ Take the **toilet roll challenge**; remember you only need the inside of one toilet roll and a pen! If you have paints then try them, but not much water!	✓ Doddle	
4 (w/b 11th May)	**1**	▪ **Perspective** ▪ Using the same document as last week mow on **Doddle Slide 6** ▪ Try this task on paper. ▪ Design your own room.	✓ Doddle	
5 (w/b 18th May)	**1**	▪ **Drawing challenge slide 7** ▪ **This is a race against the clock!** ▪ **Only limited materials needed**	✓ Doddle	

Completed all of the tasks and want a further challenge? Have a go at the following…

- Read The New York Times article about David Bowie and his career. https://www.nytimes.com/2016/01/12/arts/music/david-bowie-dies-at-69.html
- Watch- David Bowie Finding Fame- On Amazon Prime or David Bowie live at Glastonbury 2000
- Listen- to the finding fame David Bowie playlist on Spotify- "Under Pressure" a famous song with Queen.

Drama

Week	Tasks	What to do…	Where?	Done?
1 (w/b 20th April)	**1**	▪ Read the presentation on Doddle (Task 1) ▪ Watch the following clip: https://www.youtube.com/watch?v=beV56hp4T3w • Mind map the themes, characters and context to the play • Complete the Doddle presentation (The point of a prologue)	✓ DODDLE ✓ YOUTUBE	
2 (w/b 27th April)	**1**	▪ Read the presentation on Doddle (Task 2) ▪ Watch the following clips and take notes on the video based on the three areas below: 1. Costume, hair and make-up 2. Performance 3. Setting and props https://www.youtube.com/watch?v=8TuR24xhtYg https://www.youtube.com/watch?v=YY85VwSHFmA	✓ DODDLE ✓ YOUTUBE	
3 (w/b 4th May)	**1**	▪ Complete the Doddle interactive presentations on Shakespeare (1a, 1b, 2a & 2b) ▪ Watch a modern version of one of Shakespeare's plays (google this, you might be surprised!)	✓ DODDLE ✓ YOUTUBE	
4 (w/b 11th May)	**1**	▪ Read the presentation on Doddle (Task 3) ▪ Complete the costume design task ▪ Complete the set deisgn task ▪ Complete the questions	✓ DODDLE	
5 (w/b 18th May)	**1**	▪ Complete the word searches for Romeo and Juliet ▪ Complete the Doddle presentations and interactive work on Shakespeare	✓ DODDLE	

Completed all of the tasks and want a further challenge? Have a go at the following…

- Complete quiz 1
- Complete quiz 2
- Complete quiz 3
- Complete quiz 4

(Unfortunately this is not a quiz set by Doddle and you will need to do your own research to find the answers – that is the challenge!)

History

Week	Tasks	What to do…	Where?	Done?
1 (w/b 20th April)	**1**	▪ **All activities for this term are linked to the Industrial Revolution Booklet (YEAR 8 HOME LEARNING TASK APRIL – MAY 2020).** ▪ Read presentation 'Why was there an Industrial Revolution Parts 1-4' ▪ Read pages 1-4 Industrial Revolution Booklet. What was the Industrial Revolution? Complete all activities.	✓ All work on Doddle.	
2 (w/b 27th April)	**1**	▪ Read pages 5-8 of the booklet about the Key Features of the Industrial Revolution. Answer all questions. ▪ Complete a 'Typical Industrial Town' Interactive. ▪ Complete 'Changes in Employment Quiz'	✓ All work on Doddle.	
3 (w/b 4th May)	**1**	▪ Read pages 9-13 of the booklet. When was the Industrial Revolution? Answer all questions and complete all tasks. ▪ Complete '1750-1900' Interactive. ▪ Complete 'How did Britain Change' Worksheet	✓ All work on Doddle.	
4 (w/b 11th May)	**1**	▪ Look at pages 14-18 of the booklet. Read about the population growth during the Industrial Revolution. Complete all questions and tasks. ▪ Complete the 'Industrial Revolution Mini Quiz'	✓ All work on Doddle.	
5 (w/b 18th May)	**1**	▪ Read pages 19-22 of the booklet. Transport. Complete all activities and questions. ▪ Complete the 'Transport Revolution 1 & 2' worksheet. ▪ Complete the 'Transport Quiz' interactive.	✓ All work on Doddle.	

Completed all of the tasks and want a further challenge? Have a go at the following…

- Using BBC BITESIZE https://www.bbc.co.uk/bitesize/topics/zm7qtfr complete all activities and tests.
- Investigate and compare CHOLERA during the 19th century (causes/preventions/treatements) with Corona virus today. How are they the same? How are they different?
- Write a letter that will be read in 100 years detailing your experiences of the Corona Virus. What was it like to be quarantined? What did you miss? How did your life change?

Geography

Week	Tasks	What to do…	Where?	Done?
1 (w/b 20th April)	**1**	▪ Read Presentation 'People Everywhere Part 1' ▪ Complete all tasks on the presentation. ▪ Complete 'A growing population' worksheet.	✓ All work on Doddle.	
2 (w/b 27th April)	**1**	▪ Read Presentation 'People Everywhere Part 2' Slides 1-10 ▪ Complete all tasks on the presentation. ▪ Complete MEDC's and LEDC's worksheet.	✓ All work on Doddle.	
3 (w/b 4th May)	**1**	▪ Read Presentation 'People Everywhere Part 2' Slides 11-15 ▪ Complete all tasks on the presentation. ▪ Watch Population Pyramids Animation. ▪ Complete Population Pyramids worksheet.	✓ All work on Doddle.	
4 (w/b 11th May)	**1**	▪ Read Presentation 'People Everywhere Part 3' ▪ Complete all activities in the presentation ▪ Complete 'Population Increases' worksheet.	✓ All work on Doddle.	
5 (w/b 18th May)	**1**	▪ Read Presentation 'People Everywhere Part 4' ▪ Complete all activities in the presentation. ▪ Complete 'Everest Quiz' ▪ Complete 'Population Super Quiz'	✓ All work on Doddle.	

Completed all of the tasks and want a further challenge? Have a go at the following…
▪ Investigate China's One Child Policy. What was it? When did it start and end? Why was it first brought in? What impacts did it have on China's Population? Where there any positive impacts? What does the future look like for China? ▪ You could present this as a powerpoint or new article. ▪ Complete the 'One Child Policy' Extension Quiz on Doddle.

Spanish

Week	Tasks	What to do…	Where?	Done?
1 (w/b 20th April)	**1**	▪ Food 1 presentation – Doddle. Objectives – To learn meals of the day and new food items (Slide 1-10) <u>Instructions:</u> 1 - Read all the slides from 1 to 10. 2 – Create flashcards for the new vocabulary. 3 – Go over this vocabulary and learn it. You can press on the audio bottom in the presentation to hear how the words sound. Try to repeat the words aloud to learn how to pronounce them too.	✓ All work on Doddle.	
	2	▪ Create 3 sentences saying what you eat for breakfast, lunch and dinner. Say it to someone in your family to practice pronunciation. • Challenge! Also include at what times you have those meals.	✓ All work on Doddle.	
2 (w/b 27th April)	**1**	▪ Food 1 presentation – doddle. Objectives – to learn where some food is from and understanding a shopping list in Spanish. Instructions: 1 – Start from Slide 11 as we have done 1-10 on the previous lesson and do the rest of slides. 2 – Follow the instructions on the slides and do the activities in order.	✓ All work on Doddle.	
	2	▪ Do the vocabulary test at the end of the presentation to test how much you have learnt. ▪ Self-assess the rest of activities. You have the answers either next slide or submit your answers and you will be given an automatic score after you have done the activity.	✓ All work on Doddle.	
3 (w/b 4th May)	**1**	• Food 2 presentation – Doddle Objectives – To learn direct objects pronouns in Spanish To learn the verb soler Instructions – - Create your own notes about the grammar on slides 3,4 and 5. - Slide 6 – Test yourself doing the activity. - Read slides 7 and 8. Create your own notes for the verb "soler" - Slide 9 – Play the dice game and practice the verb soler. ▪	✓ All work on Doddle.	
	2	▪ Use the table for the verb "soler" as help. Once you feel more confident with it try and play the dice game without looking at it.	✓ All work on Doddle.	
4 (w/b 11th May)	**1**	▪ Food 2 presentation – Doddle Objectives – To practice reading and listening about food and meals.	✓ All work on Doddle.	

		Instructions: Go through the slides, follow instructions given and complete activities. You will be given a score and solutions at the end of each activity.		
	2	▪ Do tests on slides 26 and 27 to test how much you have learnt	✓ All work on Doddle.	
5 (w/b 18th May)	**1**	▪ Do the quiz for "Meals" and "Food and Meals" to test how much you have learnt this term. ▪ Extra reading on Spanish eating customs. Go on this link: https://www.thespruceeats.com/meals-and-the-culture-of-spain-3083066 Read the article to learn about eating habits in Spain.	✓ All work on Doddle.	
	2	▪ Write your own Spanish menu and ask your family what they would liketo order in Spanish.	✓ All work on Doddle.	

Completed all of the tasks and want a further challenge? Have a go at the following…

- Go on BBC bitesize – Spanish KS3
  Topics - Talking about food in Spanish using me gusta and adjectives
  Grammar – How to use adjectives in Spanish
- Create your own shopping list in Spanish!
- Are you feeling creative? Try to cook this lovely Spanish recipe "tortilla Española". Go on this link and follow the instructions. https://www.bbcgoodfood.com/recipes/spanish-omelette

Lexia Power-Up

Week	Tasks	What to do and where?	Where?	Done?
1 (w/b 20th April)	**1**	Each week, you need to complete 2 45-60 minute lessons on Lexia. This applies to all students who did this in school in ICT1 instead of studying Spanish. To do this, you need to: ▪ Go to https://www.lexiapowerup.com/ ▪ Type in Mrs Green's email **s.green@newallgreenhigh.manchester.sch.uk** ▪ Then, type in your user name e.g. **sarah.green** ▪ Then, type in your password **lexia** [all lower case letters]. Mrs Green will be monitoring your usage and will send a text message home to your parents if you're not completing enough activities. The AIM is to complete to the end of Advanced level! Keep up the hard work you put into this in school! ☺	https://www.lexiapowerup.com/ ↘	
	2			
2 (w/b 27th April)	**1**			
	2			
3 (w/b 4thMay)	**1**			
	2			
4 (w/b 11th May)	**1**			
	2			
5 (w/b 18th May)	**1**			
	2			

Food

Week	Tasks	What to do…	Where?	Done?
1 (w/b 20th April)	**1**	▪ Read 'environment and sustainability' presentations. ▪ Complete the interactive activity on 'environment and sustainability'. ▪ Complete the worksheet summary on 'environment and sustainability'.	✓ Doddle	
2 (w/b 27th April)	**1**	▪ Choose one recipe from the website under your year group. ▪ Cook the recipe at home and photograph (with adult supervision). ▪ Upload your photograph to twitter with the hashtag #NGHSFoodies. ▪ Explain in your tweet how you could adapt the recipe (flavour, appearance, aroma, texture).	✓ NGHS website ✓ Twitter	
3 (w/b 4th May)	**1**	▪ Read 'Industrial food' presentations. ▪ Complete the anagrams on 'industrial food' ▪ Complete the interactive activity on 'industrial food. ▪ Complete the worksheet summary on 'industrial food.	✓ Doddle	
4 (w/b 11th May)	**1**	▪ Choose a new recipe from the website under your year group. ▪ Cook the recipe at home and photograph (with adult supervision). ▪ Upload your photograph to twitter with the hashtag #NGHSFoodies. ▪ Explain in your tweet how you could adapt the recipe (flavour, appearance, aroma, texture).	✓ NGHS website ✓ Twitter	
5 (w/b 18th May)	**1**	▪ Read 'special diets' presentations. ▪ Complete the anagrams on 'special diets'. ▪ Complete the interactive activity on 'special diets'. ▪ Complete the worksheet summary on 'special diets'	✓ Doddle	

Completed all of the tasks and want a further challenge? Have a go at the following…

- Search your home for a cook book and try out a new recipe (don't forget to tweet your pictures with the hashtag #NGHSFoodies
- Create yourself an eatwell guide. Use information from research on the government website. Add images to your guide book.
- Use the website 'BBC good food' to find an Easter recipe and adapt it to make it healthier using the Eatwell guide.

Log in to Seneca and complete the set assignments. Technology class code for all year 8: **k5k7igffqr**

ICT

Week	Tasks	What to do…	Where?	Done?
1 (w/b 20th April)	**1**	**Lesson 1: Binary to Denary** ▪ Watch the video binary to denary conversion and look at the help sheet ▪ Complete the binary to denary tasks on the worksheet ▪ Complete the Binary to Denary Kahoot! Quiz – Follow instruction on Doddle	✓ Doddle ✓ Kahoot! Quiz	
2 (w/b 27th April)	**1**	**Lesson 2: Denary to Binary** ▪ Watch the video denary to binary conversion look at the help sheet ▪ Complete the denary to binary tasks on the worksheet ▪ Complete the Denary to Binary Kahoot! Quiz – Follow instruction on Doddle	✓ Doddle ✓ Kahoot! Quiz	
3 (w/b 4th May)	**1**	**Lesson 3: Binary Addition** ▪ Complete the practice with binary interactive activity look at the help sheet ▪ Watch the video binary addition conversion and look at the help sheet ▪ Complete the binary addition tasks on the worksheet ▪ Complete the binary addition Kahoot! Quiz – Follow instruction on Doddle	✓ Doddle ✓ Kahoot! Quiz	
4	**1**	**Lesson 4: Binary and the Alphabet** ▪ Watch the video on the alphabet and binary and look at the help sheet	✓ Doddle ✓ Kahoot! Quiz	

(w/b 11th May)		▪ Complete the alphabet and binary worksheet ▪ Complete the Binary and the Alphabet Kahoot! Quiz – Follow instruction on Doddle		
5 (w/b 18th May)	**1**	**Lesson 5: Boolean Logic** ▪ Watch binary logic gates video and look at the help sheet ▪ Complete the logic gates worksheet ▪ Complete the Logic Gates Kahoot! Quiz – Follow instruction on Doddle	✓ Doddle ✓ Kahoot! Quiz	

Completed all of the tasks and want a further challenge? Have a go at the following…

- Create your own guide to binary and how-to covert numbers and the alphabet
- Create your own binary quiz with answers
- Create a Keyword dictionary of all the keywords for this topic
- Complete the binary end of topic Kahoot! Quiz

Well-Being

Week	Tasks	What to do…	Done?
1 (w/b 20th April)	**1**	Write a complimentary letter to a friend using these sentence starters to tell them how amazing you think they are… 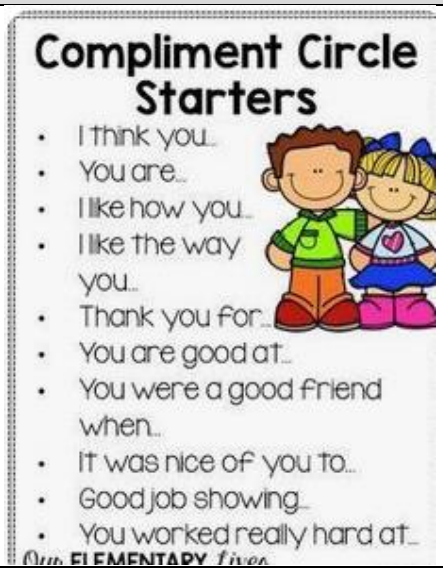	
	2	▪ WHAT MAKES YOU A GOOD FRIEND? ▪ Draw around your own hand on a piece of paper. On each finger (and thumb ☺), write a quality that you think makes you a good friend. On the palm, write one thing that you think you could maybe work on to become a better friend.	
2 (w/b 27th April)	**1**	▪ When you go on your daily walk, have a look around at your surroundings and try to remember at least 5 things that take your interest on the trip. ▪ When you get home, either draw this as vividly as you can, or write a short story being as descriptive as possible,	
	2	▪ Listen to your favourite song and pay attention to how it makes you feel. ❖ What emotions do you feel? ❖ What memories come up and how do these memories make you feel? ❖ Engage with these emotions and see where they lead – this could be getting up and having a dance around your bedroom, or you desperately wanting to make a FaceTime call to a friend.	
3 (w/b 4th May)	**1**	▪ On a piece of paper, write the title "Things that I love". ❖ draw a big love heart. You are going to make this heart into very small sections. Colour in each section a different colour. Draw a line to each small section and write something that you love around the heart. ❖ Stand back and see how much love you have ☺	

Prospere LEARNING TRUST
SUCCESS TOLERANCE RESPECT INDEPENDENCE VISION EXCELLENCE

<table>
<tr><td></td><td></td><td> 
</td><td></td></tr>
<tr><td></td><td>2</td><td>

Being kind to others makes us feel much better about ourselves and creates a positive atmosphere all around us.
Draw a table like this:

<table>
<tr><td>1.</td><td>2.</td><td>3.</td><td>4.</td><td>5.</td></tr>
<tr><td>6.</td><td>7.</td><td>8.</td><td>9.</td><td>10.</td></tr>
<tr><td>11.</td><td>12.</td><td>13.</td><td>14.</td><td>15.</td></tr>
<tr><td>16.</td><td>17.</td><td>18.</td><td>19.</td><td>20</td></tr>
<tr><td>21.</td><td>22.</td><td>23.</td><td>24.</td><td>25.</td></tr>
</table>
In each of the boxes, write something that you are going to do each day as a small act of kindness. Here are some ideas that you could use:
Offering to make lunch for the family
Sharing with a sibling
Helping a sibling with their home-schooling

Highlight each one when you complete it to remind yourself how kind you are.
</td><td></td></tr>
<tr><td>4
(w/b 11th May)</td><td>1</td><td>
De-stress with this technique
Look around yourself and identify:

5 things you see
4 things you feel
3 things you hear
2 things you smell
1 thing you taste
You can write these down in a note-book and repeat the exercise any time you are feeling slightly stressed or overwhelmed.

</td><td></td></tr>
<tr><td></td><td>2</td><td>

Draw a big circle in the middle of a piece of paper – inside the circle, write “Things I am grateful for” You are now going to write things that you are grateful for around the circle, as if you are drawing

</td><td></td></tr>
</table>

		rays from a sunshine. You could also write a short sentence after the main title, to provide a little more explanation. 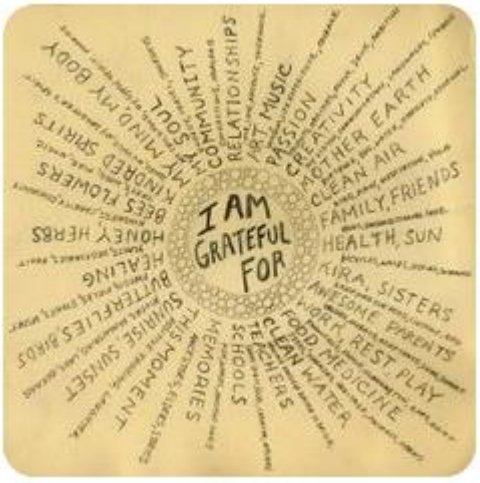 	
5 (w/b 18th May)	**1**	Circle of Control Sometimes, we feel upset or anxious about things that we can't control rather than focussing on things that are within our control. It is useful to understand the difference between things that we can control to improve our mood and trying to supress things that are out of our control. On a piece of paper, draw a large circle. Inside it, write/draw things that you can control such as: ❖ Working hard ❖ How you treat others Outside of the circle, write things that are out of your control such as: ❖ How other people feel ❖ The weather	
	2	**Kindness in the community** Those currently self-isolating could be feeling lonely. Simple acts of kindness could make a big difference. Could you buy shopping for a neighbour and leave it on their doorstep? How could you virtually bring the community together? Could you organise a community virtual quiz for your street or do a newsletter? Could you write or telephone a neighbour or grandparent, to really raise spirits? Could you teach them a new skill over the phone?	
Completed all of the tasks and want a further challenge? Have a go at the following…			

30 day
happiness
challenge
1 clean the bed sheets
2 listen to music from your younger years
3 meditate
4 treat yourself to some flowers
5 compliment someone & yourself
6 dance like no one is watching
7 take yourself out for lunch
8 do something creative
9 take a relaxing hot bath or shower
10 create a pinterest board full of things you love
11 bake a cake
12 go for a walk
13 call a friend
14 read a book
15 learn something new
16 try something new
17 help someone
18 start a journal
19 yoga
20 up-level something
21 celebrate every win
22 exercise
23 cook from scratch
24 make a fancy breakfast
25 listen to the birds
26 tidy a room in your home
27 visit somewhere new
28 watch the sunrise
29 eat healthily
30 have a PJ day

12 SIMPLE HABITS TO RELIEVE STRESS
(backed by science)
DO STUFF THAT FEELS GOOD
GO ON DIGITAL + SMARTPHONE DETOX
Heavy internets users are 5x more likely to suffer from depression
READ A BOOK INSTEAD
Stress declines by 68% after reading for just 6 minutes
OR ENGAGE IN A CREATIVE ACTIVITY
45 min of creative activity lessens stress in the body
BUILD UP HEALTHY HABITS
EAT FOODS THAT REDUCE STRESS
Avocado, lemon, dark chocolate, oatmeal, almonds
BUT EXERCISE EVERY DAY
It takes 5 min of moderate exercise to get mood enhancement
AND GET YOUR SLEEP BACK IN CONTROL
REM sleep (when you dream) decreases levels of stress hormones
RESTORE MINDFULLY
FOCUS ON YOUR SENSES A FEW MINS/DAY
There's a strong correlation between positive mood and breath counting
OR SPEND TIME OUTSIDE
Studies on "Forest bathing" show it decreases levels of anxiety
AND TAKE MORE BATHS
Being horizontal in water mimics the womb conditions & improves mood and optimism

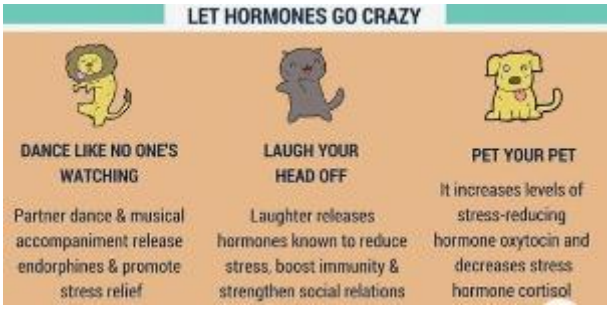
LET HORMONES GO CRAZY
DANCE LIKE NO ONE'S WATCHING
Partner dance & musical accompaniment release endorphines & promote stress relief
LAUGH YOUR HEAD OFF
Laughter releases hormones known to reduce stress, boost immunity & strengthen social relations
PET YOUR PET
It increases levels of stress-reducing hormone oxytocin and decreases stress hormone cortisol

PE - Workout with Joe Wicks

Every weekday, Joe Wicks aka *The Body Coach* is doing a live PE workout session for 30 minutes.

Search for 'The Body Coach TV' on YouTube and you'll see a range of workout videos that you can follow. Join in the fun and stay fit whilst you're not in school!

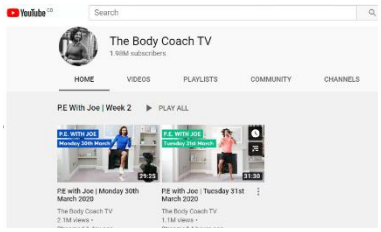

Mindfulness – tasks to help you relax

Week	Tasks	What to do…	Done?
1 (w/b 20th April)	**1**	GRATITUDE ▪ Make a poster to thank your postman/postwoman and any delivery drivers that bring food and other items to your house, then display it outside your front door where they'll see it.	
	2	YOUR STRENGTHS ▪ Talk or write about a time when you had to do something difficult and you got through it. Explore how you felt beforehand and how you overcame the challenge. Think about which character strengths you used to help you.	
	3	HAPPY PLAYLIST ▪ Make a playlist of your favourite feel-good music. Keep adding to the playlist every day as you think or more music that makes you feel happy. Spend some time listening to these happy tunes.	
2 (w/b 27th April)	**1**	KEEP IN TOUCH ▪ Think about someone you haven't seen or spoken to in a while. It could be a friend or family member. Make contact with them through phone, text, What's app, Skype etc to connect with them. Talk about what you both have been doing whilst at home. Talk about happy memories. Tell each other a joke.	
	2	SPOT CHARACTER STRENGTHS ▪ Watch your favourite film with a family member. Talk about the characters and the strengths you spot in them.	
	3	KINDNESS ▪ Make a list of seven kind things you can do for someone else. This could be for people you live with (e.g. do the dishes, tidy your room, read with your brother or sister) or people you aren't getting to see at the moment (send someone a compliment by text, draw a picture and send a picture of it to your grandparents etc). Each day, do one of the seven kind things from your list.	
3 (w/b 4th May)	**1**	 ▪ Go for a 30 minute walk to get some fresh air and exercise. Remember to keep practising social distancing and stay 2 metres apart from others.	

	2		▪ Play a board game or do a jigsaw. If you haven't got any at home, go to www.thejigsawpuzzles.com or www.helpfulgames.com for some online versions.	
	3		▪ Sign up to the British Sign Language course at www.british-sign.co.uk for £3. Or, search up the Exeter Deaf Academy on YouTube and watch some of their tutorial videos.	
4 (w/b 11th May)	**1**		▪ Try a beginner's yoga session at home using a YouTube video.	
	2		▪ Write a 'bucket list' of ten things you look forward to doing when Coronavirus is gone and we can all socialise and go out again.	
	3		▪ Learn a new language using YouTube videos. Try to learn how to say: *hello, goodbye, how are you?, my name is, what time is it?, I live in…, my favourite colour is…*	
5 (w/b 18th May)	**1**		▪ Clean the inside and wash the outside of your family car. Or, find something else to clean. You could even have a bit of a clear out in your bedroom – sort your drawers out, tidy your wardrobe etc.	
	2		▪ Do a crossword or a word search. There are some at the back of this booklet, or you could find some online. Have a look at www.wordgames.com or www.kidspuzzlesandgames.co.uk	
	3		▪ Get out some old photo albums or look through photographs on your phone or computer. Could you make a scrapbook of the last 12 months?	

Word Searches

Pokemon

W	N	O	E	L	E	M	R	A	H	C	H	E	E
R	E	I	T	B	L	A	S	T	O	I	S	E	H
L	W	O	O	L	F	L	A	R	E	O	N	I	C
H	R	O	C	H	A	R	M	A	N	D	E	R	H
O	T	T	I	D	W	R	U	A	S	Y	V	I	A
W	C	E	E	I	V	V	E	N	U	S	A	U	R
A	H	M	E	W	T	W	O	I	A	O	E	I	I
R	E	E	V	E	E	E	T	E	R	I	O	O	Z
T	U	S	U	I	C	U	N	E	E	E	O	L	A
O	L	S	H	R	J	O	L	T	E	O	N	U	R
R	M	H	O	O	H	E	O	E	I	L	T	G	D
T	R	A	I	K	O	U	S	R	T	E	E	I	O
L	E	S	O	O	I	E	B	E	E	R	O	A	O
E	W	I	T	I	L	U	A	E	S	P	E	O	N

CHARMANDER
FLAREON
SUICUNE
ENTIE
EEVEE
BLASTOISE
ABSOL
WARTORTLE
CHARMELEON
VENUSAUR
IVYSAUR
JOLTEON
CHARIZARD
RAIKOU
ESPEON
MEWTWO
DITTO
HO-OH
LUGIA

Play this puzzle online at : http://thewordsearch.com/puzzle/355/

Prospere LEARNING TRUST
SUCCESS TOLERANCE RESPECT INDEPENDENCE VISION EXCELLENCE

Liv and Maddie

P	O	G	A	T	P	O	L	L	Y	G	W	H	H
A	M	A	D	D	I	E	O	A	D	Y	W	O	G
A	E	A	C	T	R	E	S	S	W	E	O	L	I
K	L	L	N	A	E	N	E	Y	I	T	L	L	H
A	S	L	A	A	S	N	I	W	T	O	L	Y	D
R	T	A	E	I	T	R	A	O	S	M	I	W	O
E	A	B	C	D	E	G	R	D	E	B	W	O	O
N	I	T	O	A	S	J	O	E	Y	O	E	O	W
P	N	E	A	D	R	O	O	N	E	Y	I	D	E
A	S	K	P	I	T	L	O	E	E	N	G	L	G
R	D	S	Y	L	H	G	S	T	T	H	G	O	D
K	I	A	R	E	Y	L	O	Y	E	D	I	A	I
E	A	B	B	T	N	I	I	O	P	Y	D	I	R
R	B	Y	S	T	W	V	S	O	T	W	J	L	L

KAREN
TWINS
DIGGIE
RIDGEWOOD HIGH
ACTRESS
MADDIE
BASKETBALL
HOLLYWOOD
JOEY
STAINS
ROONEY
LIV
POLLY
ARTIE
OCEAN
TOMBOY
PETE
WILLOW
DAD
PARKER

Play this puzzle online at : http://thewordsearch.com/puzzle/8727/

Prospere LEARNING TRUST
SUCCESS TOLERANCE RESPECT INDEPENDENCE VISION EXCELLENCE

Harry Potter

F	F	L	H	I	P	P	O	G	R	I	F	F	W
F	U	A	E	H	E	R	M	I	O	N	E	R	E
U	Y	R	S	T	D	L	V	D	R	O	A	D	A
P	E	N	C	D	L	Y	D	O	E	V	L	A	S
E	D	B	A	M	S	I	R	L	E	A	O	S	L
L	P	I	R	E	E	D	S	N	N	L	T	F	E
F	O	A	R	E	G	A	C	O	H	R	N	L	Y
F	T	R	A	G	P	L	R	L	A	B	S	G	O
U	T	I	I	T	A	W	S	K	O	U	E	R	N
H	E	S	H	W	A	H	R	E	B	F	N	A	F
Y	R	R	A	H	R	A	L	L	O	R	R	N	O
R	R	O	L	R	D	T	A	D	P	V	D	G	L
D	U	M	B	L	E	D	O	R	E	A	I	E	P
G	N	I	L	W	O	R	K	J	I	A	F	R	R

RAVENCLAW
ALBUS
HIPPOGRIFF
HERMIONE
HAGRID
POTTER
DARK ARTS
HUFFLEPUFF
GRANGER
WEASLEY
HARRY
SCAR
J.K. ROWLING
DUMBLEDORE
RONALD

Play this puzzle online at : http://thewordsearch.com/puzzle/149/

Twilight

I	R	U	T	L	O	V	E	S	O	L	R	I	R
C	S	R	T	J	A	C	O	B	G	T	L	B	A
B	O	R	H	C	B	J	N	R	K	C	A	L	B
L	B	K	G	R	W	V	D	D	A	E	L	M	S
A	W	E	I	D	L	O	N	A	W	R	I	A	C
A	K	P	L	T	V	L	O	A	E	G	W	I	U
F	R	U	I	A	C	T	O	L	R	U	J	R	L
D	R	A	W	D	E	E	M	I	E	R	B	O	L
O	R	W	T	V	S	R	W	R	W	I	E	T	E
T	E	G	R	O	W	R	E	E	O	I	L	C	N
T	O	I	B	T	A	A	N	L	L	L	L	I	I
A	I	E	I	E	N	E	N	I	F	I	A	V	T
B	R	E	A	K	I	N	G	D	A	W	N	M	I
V	A	M	P	I	R	E	S	N	O	S	A	G	A

NEW MOON
EDWARD
BELLA
WEREWOLF
CULLEN
BREAKING DAWN
JACOB
VOLTERRA
TWILIGHT
SWAN
BLACK
VOLTURI
VAMPIRES
VICTORIA
SAGA

Play this puzzle online at : http://thewordsearch.com/puzzle/164/

Prospere LEARNING TRUST
SUCCESS TOLERANCE RESPECT INDEPENDENCE VISION EXCELLENCE

The Avengers

I	I	I	B	L	A	C	K	W	I	D	O	W	A
D	A	C	H	I	T	A	U	R	I	O	T	K	E
K	T	N	O	I	T	C	A	R	E	S	S	E	T
I	S	O	P	N	I	C	K	F	U	R	Y	K	H
M	C	E	H	O	H	L	N	A	R	H	E	R	I
O	T	S	I	K	L	T	I	K	H	U	L	K	R
O	R	C	L	E	K	R	O	Y	W	E	N	W	H
E	W	K	C	O	O	P	S	W	N	L	P	N	K
Y	N	I	O	A	M	R	A	W	A	H	S	N	N
E	S	I	U	K	S	L	L	I	M	R	O	H	T
K	A	H	L	K	A	O	E	T	N	E	Y	T	O
W	N	T	S	K	S	K	E	C	O	A	R	N	A
A	A	I	O	W	Y	I	W	R	R	U	R	Y	O
H	L	H	N	Y	O	W	K	O	I	A	I	L	H

SHAWARMA
PHIL COULSON
CHITAURI
LOKI
TESSERACT
BLACK WIDOW
THOR
NEW YORK
IRON MAN
HULK
HAWKEYE
NICK FURY

Play this puzzle online at : http://thewordsearch.com/puzzle/1065/

Prospere LEARNING TRUST
SUCCESS TOLERANCE RESPECT INDEPENDENCE VISION EXCELLENCE

Despicable Me 2

A	A	K	A	G	L	S	A	B	A	N	A	N	A
E	D	I	T	H	P	E	G	M	I	N	I	O	N
J	I	L	L	I	A	N	S	N	G	E	L	M	B
N	S	S	N	A	M	G	D	H	U	S	A	L	E
I	C	E	C	R	E	A	M	A	A	I	E	O	L
V	N	F	A	R	T	O	G	U	N	N	G	T	P
E	E	L	K	J	L	N	G	A	O	R	O	G	R
K	S	M	N	I	E	S	A	R	A	P	B	N	U
M	L	A	E	L	V	L	D	M	U	O	P	A	P
R	N	I	U	S	C	T	L	I	B	N	L	L	T
Y	R	C	O	N	A	N	B	Y	K	B	P	R	S
N	Y	M	R	A	S	L	A	S	A	S	L	A	S
L	D	R	A	C	E	U	L	B	O	E	V	A	D
M	R	R	A	M	S	B	O	T	T	O	M	B	N

ICE CREAM
DAVE
SALSA SALSA
LUCY
AGNES
GRU
JELLY
SHANON
KEVIN
BOB
FARTO GUN
BANANA
PURPLE
BLUE CAR
KIDS
MINION
EDITH
MARGO
MR RAMSBOTTOM
JILLIAN

Play this puzzle online at : http://thewordsearch.com/puzzle/4251/

Prospere LEARNING TRUST
SUCCESS TOLERANCE RESPECT INDEPENDENCE VISION EXCELLENCE



ACROSS

1. Produces OH- ions in solution
4. S
6. Combination of two or more atoms
8. Piece of glass used with a microscope
9. Negatively charged particle
13. Any liquid, solid or gas
15. Positively charged particle
17. Has no net electric charge
18. Eye protection
23. Negatively charged ion
24. K
25. Includes eyepiece, lens, and stage
26. Bunsen _____
27. Measures the relative densities of two liquids
28. Produces H+ ions in solution
29. An atom or molecule with a net electrical charge
30. Might be calibrated in Fahrenheit or Centigrade

DOWN

2. A substance that cannot be broken down by chemical means
3. Mixture of two or more substances
4. Used to weigh substances
5. Paper used to measure pH
7. Cl
10. Hand protection
11. Ionic compound produced by reacting an acid with a base
12. Representation of a substance using symbols
14. OH-
16. Consists of a nucleus orbited by electrons
19. Matter with no defined volume or shape
20. A test in the laboratory
21. Two or more atoms joined together
22. Cu
26. Cylindrical glass container

INSECTS

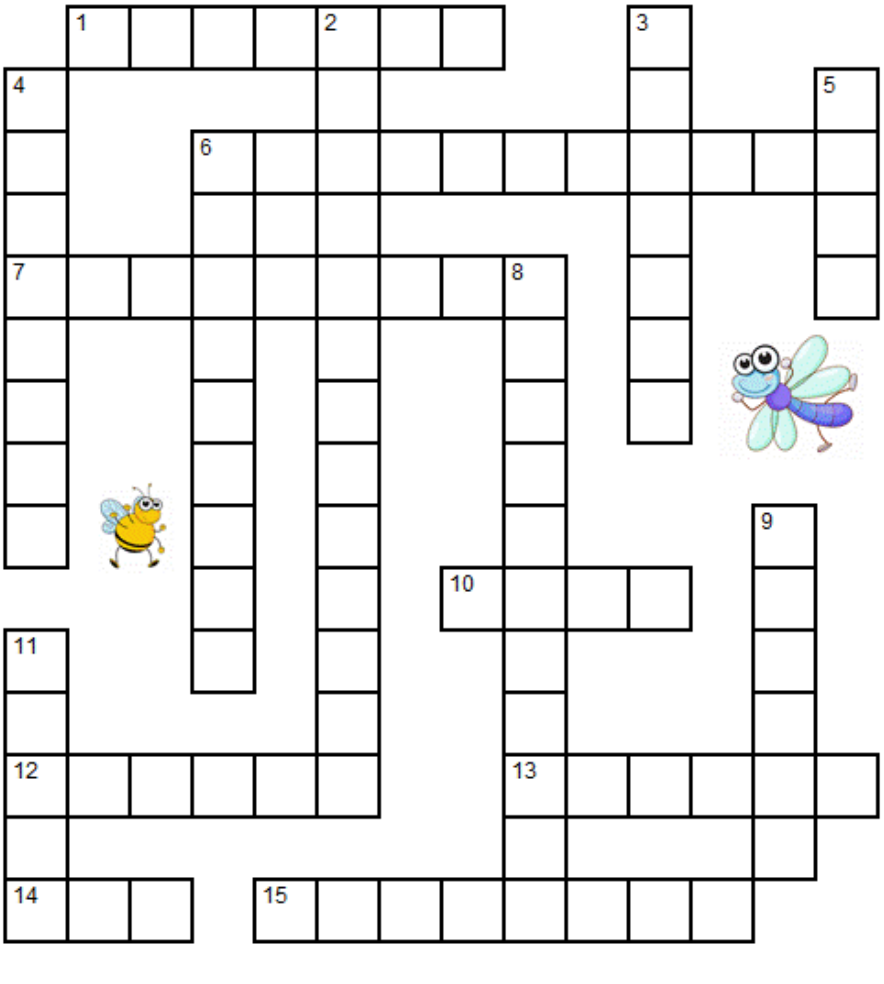

ACROSS

1. last of the three segments of an insect
6. baby butterfly
7. chemical odor used to communicate
10. first of the three segments of an insect
12. young insects that look almost identical to their parents
13. middle segment of an insect
14. number of legs on an insect
15. long sense organs covered with tiny hairs

DOWN

2. process of changing shape
3. process of shedding the exoskeleton
4. eye with many lenses
5. beetle larvae
6. protected place where metamorphosis takes place
8. hard external shell of an insect
9. young insects that look very different from their parents
11. many, but not all, adults insects have these

© puzzles-to-print.com

LANDFORMS
Crossword

ACROSS
1. An area of very low rainfall.
6. A large elevation of the earth's surface rising abruptly from the surrounding land.
8. An isolated hill with steep sides (narrower than a mesa).
9. A narrow strip of land connecting two large land masses.
11. The edge of land alongside a sea.
12. A naturally raised area of land, not as high as a mountain.
14. A group or chain of islands clustered together.
18. A small sheltered bay.
19. A mountain with a crater or a vent.
21. A wide, mostly flat area of land that has few trees, but abundant grass.
22. A low area of land between hills or mountains.



DOWN
1. A mound or ridge of sand formed by the wind.
2. A vast, flat, treeless region in which the subsoil is permanently frozen.
3. A large area of flat land with very few trees.
4. Any of the world's main continuous expanses of land
5. A large, flat area of land that is higher than the surrounding land.
7. A piece of land projecting out into a body of water.
10. A deep valley with very steep sides, often with a river running through it.
13. An isolated flat-topped hill with steep sides.
15. A large underground chamber.
16. A piece of land that is completely surrounded by water.
17. A ring-shaped reef or island formed of coral.
18. A pointed piece of land that sticks out into a body of water.
20. A low-lying island usually formed by a reef.

© 2015 puzzles-to-print.com

Ocean Animals



ACROSS

2. fat layer that keeps some marine mammals warm
5. fish use these to breathe oxygen from the water
6. name for a group of whales
9. ocean dwellers that lay eggs and have bones
11. what a shark has instead of bones
12. a shark has several rows of these
13. what younger whales are called
14. marine animals with soft bodies and no backbone

DOWN

1. small creatures that look like shrimp
3. how a whale or dolphin breathes
4. largest animal in the world
7. bioluminescent animals make their own
8. clams, oysters and scallops are all . . .
10. ocean dwellers that birth live babies and nurse their young

© puzzles-to-print.com

Colouring

TODAY IS
GOING TO BE
AWESOME
© Valentina Harper, www.valentinadesign.com







#LoveNHS #ColourForOurCarers @millieremvitta

© Millie Marotta Ltd