

**Friday 10<sup>th</sup> July:**

As always, you've been incredible this week. Try and do what you can of the learning we have set for today.

**Daily reading**

Why don't you read this through with an adult and you can talk through your answers.

**Granny Fox Gives Reddy a Scare by Thornton W. Burgess**

*Reddy Fox lived with Granny Fox in the Green Meadows. Granny Fox was the wisest, slyest fox in all the countryside, and she thought it was time that Reddy started to learn some things that every fox should know. So, she taught him how to steal Farmer John's chickens without waking Bowser the Hound. And she taught him all kinds of ways to fool a dog. Today, Granny Fox was taking Reddy through the Green Forest. Reddy had never been that far from home, and he wondered where they were going. They came to a railroad track and trotted along on it for a while until they came to a long bridge. At the edge of the bridge, Reddy looked down at the river far below. It made him feel dizzy. When he looked up, Granny Fox was running lightly across the bridge.*

**Use what has happened in the story so far to guess what will happen next. Circle the letter of the prediction you choose.**

- A. Reddy takes a deep breath and runs after Granny Fox.
- B. Reddy is too afraid to go across the bridge.
- C. Reddy falls through the bridge, and into the river.

*"Come across," Granny Fox called to Reddy. But Reddy was afraid. He was afraid to put one foot on that long bridge. He was afraid he would fall through it and into the water below. Granny Fox ran back to him. She sat down beside him. "Shame on you," she said. "What are you afraid of? Just don't look down. Come on. Just follow me." But Reddy couldn't do it. He just sat there beside Granny and let out a little whimper. Suddenly, Granny Fox sprang to her feet, as if in great fright. "Bowser the Hound, Reddy! Come, Reddy, come!" And she started across the bridge as fast as she could go.*

**2. Use what has happened in the story so far to guess what will happen next. Circle the letter of the prediction you choose.**

- A. Reddy is still too afraid, so Granny comes back and carries him across.
- B. Reddy runs away from the bridge and hides in the forest.
- C. Reddy doesn't stop to think, he just runs across the bridge.

**Here's the ending of the story.....**

*"Where is Bowser the Hound?" cried Reddy. "Why, he is home in Farmer Brown's yard," replied Granny Fox. Reddy stared at her for a minute. Then he began to understand. Granny Fox had simply scared him into running across the bridge. He felt silly, very silly indeed. "Now we'll run back again," said Granny Fox. And this time Reddy did.*

**Daily times tables**

Try and see if someone can test you on the times table you have been working on. If you get them all correct move on to learning the next as a challenge. If you don't, don't worry, keep practising every day though.

**Daily Maths**

**Mental maths:  
Crack the code:**

a is 1  
b is 2  
punctuation is 5

Add up the value of.....

**It's the weekend!!!!!!**

**Challenge:** double the answer.


**Lines of symmetry:**

<https://www.bbc.co.uk/bitesize/topics/zrhp34j/articles/z8t72p3>


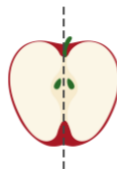
Something is symmetrical when it is the same on both sides. A shape has symmetry if a central dividing line (a mirror line) can be drawn on it, to show that both sides of the shape are exactly the same. Let's have some Friday symmetry fun. Find shapes from nature (leaves, flowers, fruit etc) Then use the shapes to design a poster to explain what lines of symmetry. You could draw them or take photos.


**Reflection symmetry**

Reflection symmetry is when one shape becomes exactly like another if you flip it.



SATeacher  
011 907 0803/4



<p><b>Daily English</b></p>	<p><b>Fix this sentence:</b> it were the weekend and the teachers in year 3 wur feeling very proud of there classes</p> <p><b>The lighthouse</b></p>  <p>Can you write a description of how it feels to be caught in a storm? Try to think about what other things might happen to your body when you're afraid. E.g. what happens to your heart? What happens to your skin? Can you draw what the men inside the lighthouse are doing?</p>
<p><b>Problem of the Day</b></p>	<p>The answer is a broken cup. What is the question?</p>
<p><b>Healthy me</b></p>	<p>Take One! Get yourself set for a day of filming to create your 'Stop' animation movie. We'd love to see your film debut.</p>
<p><b>The activities below are supplementary and can be used to further extend learning opportunities whilst at home.</b></p>	
<p><b>Home Learning</b></p>	<p>Please look at your Home Learning grid. Visit the school website at <a href="https://www.newbridge.bathnes.sch.uk/">https://www.newbridge.bathnes.sch.uk/</a> and go to the tab <b>Classes</b> and click on your class.  Please plan and complete these activities throughout the duration of the school closure.</p>
<p><b>Termly Spellings</b></p>	<p>Please take time to learn spellings for future weeks and to re-visit past spellings. These can be found on the school website at <a href="https://www.newbridge.bathnes.sch.uk/">https://www.newbridge.bathnes.sch.uk/</a> and go to the tab <b>Classes</b> and click on your class.</p>
<p><b>National Curriculum Word Lists</b></p>	<p>Look in your Reading Log and find all of the spellings for your year group. How many of these can you learn? Can you write a sentence using the words?</p>
<p><b>Curriculum Overview</b></p>	<p>Take time to look at the Curriculum Overview for your year group. This can be found on the school website at <a href="https://www.newbridge.bathnes.sch.uk/">https://www.newbridge.bathnes.sch.uk/</a>. Go to the tab <b>Key Information</b>, go down the menu on the left hand side to <b>Curriculum</b>, go to <b>Termly Overview</b> and click on the one for your year group.  Talk to a grown up at home and decide on an aspect you would like to find out more about. This means that when you come back to school, you will be able to share something new.</p>
<p><b>Useful websites</b></p>	<p>Please see the useful websites list.</p>
<p><i>Well done for trying all of these areas of learning. Please can I ask that your parent sends a few lines in an email to let me know what you have completed today.</i></p> <p style="text-align: center;">3OG: <a href="mailto:3og@newbridge.bathnes.sch.uk">3og@newbridge.bathnes.sch.uk</a>      3KC: <a href="mailto:3kc@newbridge.bathnes.sch.uk">3kc@newbridge.bathnes.sch.uk</a></p> <p><i>Please look out for tomorrow's learning, from Mrs O'Gara, Mrs Keynes and Mrs Ross</i></p>	

