

Friday 10th July: Good Morning Year 4, Here are the answers to the Dingbats: **Repeat After Me, Tuna Fish, No one to Blame, Point Blank Range.** Did you get all four? Well done if you did. Today, we would like you to revise the things that you have been learning, but in a fun way. Playing a game or retelling a story is a good way for you to deepen your understanding. Have fun today and make someone smile, it'll make you feel good too! Have a great weekend.

Mr H, Mr C

Daily reading

Today, please read for 30 minutes. If anyone at home has the opportunity to discuss this with you, please ask them to.

Today we will be looking at Buddhism again and in particular their main festival 'Wesak'. Read through the text at the end of this daily learning - maybe you could make a Wesak lantern?

Daily times tables

Please continue to learn your year group times tables: 6x, 7x and 9x.

Get someone to test you on a times tables. To make it more difficult, make them test you using flash cards. They could test you on all your times tables or decimal times tables e.g. $0.6 \times 5 = 3$

Times tables website: <https://www.timestables.co.uk/>

Termly Spellings

Please take time to learn spellings for future weeks and to re-visit past spellings. These can be found on the school website at <https://www.newbridge.bathnes.sch.uk/> and go to the tab **Classes** and click on your class.


Using the words and writing them down are the best ways to learn them. Activities you could do are:

- Find the meaning of the words
- Put the words into sentences
- If there is a pattern, how many words you can find with the same pattern
- Draw pictures of the what the words mean with the word in the picture
- Create a word search
- Create a crossword
- Test your parents!

Maths

Name that shape:

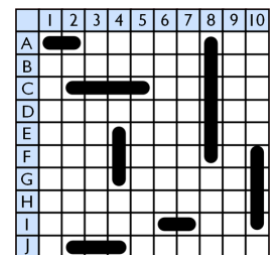
For this game, draw a shape onto a piece of paper, it can be 2D or 3D. You will then need another person or persons to play the game. They will need to ask you questions about the properties of the shape to which you can only answer 'Yes' or 'No'. Whoever guesses the shape first gets a point. If there is only one other person, take it in turns and see who can guess the shapes in the fewest questions?



Battle ships:


If you enjoy coordinates, why don't you play a game of battleships with a friend or family member? You could make your grid outside with chalk or out of sticks. Though it will be a little harder to hide! Here is a link to how to play battleships:


[How to play Battleships](#)



You don't have to use ships; you could draw different shapes and get others to guess the shapes that you have put on your grid by guessing the correct coordinates.

Remember it is about connecting and having fun, not just about winning. Have fun!

<p>English</p>	<p>Tell a story: This week, you have been creating a story, developing characters and painting pictures in words. It's now time for you to tell your story to someone else. This website will show you an actor reading a story online.</p> <p>Sylvester and the Magic Pebble Stories online</p> <p>Did the actor tell the story well? What did they do? Were they clear? Could you hear every word? Did you put emotion in their voice? We'd like you to tell the story you created to a family member or friend. Try and put on voices and be really descriptive. Bring your story to life. If you like, film it on a phone or computer so you can remember it, because next week you are going to write it! Get feedback and maybe think about that feedback when you are writing next week.</p>	
-----------------------	--	--

<p>Healthy Me</p>	<p>Create a shared art piece. On a giant piece of paper (it could be a big strip of old wallpaper), work on some shared art, perhaps with someone in your family. It could be a small piece of paper as long as everybody can contribute. Everybody choose a section and start creating some art – whatever you would like to do. After 5 minutes everyone moves round and adds to another part of the paper. This could also be done to your favourite song!</p>	
--------------------------	---	---

<p>Problem of the Day</p>	<p>Here are a few conundrums for you to solve:</p> <ol style="list-style-type: none"> 1. Name all the numbers from 1-100 which have the letter 'a' in their spelling 2. What kind of cheese is made backwards? 3. What can be held in your right hand but never in your left hand? 4. How can you make seven even? 5. What goes to bed with its shoes on?
----------------------------------	--

The activities below are supplementary and can be used to further extend learning opportunities whilst at home.

<p>Home Learning</p>	<p>Please look at your Home Learning grid. Visit the school website at https://www.newbridge.bathnes.sch.uk/ and go to the tab Classes and click on your class.</p> <p>Please plan and complete these activities throughout the duration of the school closure.</p>
-----------------------------	--

<p>National Curriculum Word Lists</p>	<p>Look in your Reading Log and find all of the spellings for your year group. How many of these can you learn? Can you write a sentence using the words?</p>
--	---

<p>Curriculum Overview</p>	<p>Take time to look at the Curriculum Overview for your year group. This can be found on the school website at https://www.newbridge.bathnes.sch.uk/ Go to the tab Key Information, go down the menu on the left hand side to Curriculum, go to Termly Overview and click on the one for your year group.</p> <p>Talk to a grown up at home and decide on an aspect you would like to find out more about. This means that when you come back to school, you will be able to share something new.</p>
-----------------------------------	---

<p>Useful websites</p>	<p>Please see the useful websites list.</p>
-------------------------------	---

Well done for trying all of these areas of learning. Please can I ask that your parent sends a few lines in an email to let me know what you have completed today.

4H: 4h@newbridge.bathnes.sch.uk 4C: 4c@newbridge.bathnes.sch.uk

Please look out for tomorrow's learning, from Mr Hempleman and Mr Cumpson

Wesak

Wesak is the most important Buddhist festival.

It is celebrated on the full moon in May.

The festival celebrates the Buddha's birthday.



Celebrations

One way of celebrating Wesak is 'Bathing the Buddha'. Water is poured over the Buddha's shoulders. This is done to remind Buddhists to make their minds clear from greed, hatred and ignorance. Gifts are also given to the Buddha statues on the altar. This is done to show respect and thanks to the Buddha for his teachings and his life.

Another way Buddhists celebrate Wesak is by cleaning and decorating their homes. They will also chant, pray and go to services and teachings at their local temple.

Differences

- Different countries celebrate Wesak in different ways.
- In China traditional Chinese celebrations are included, for example, dancing dragons.
- In Thailand special lanterns are made out of paper and wood and large birds are released from cages.
- In Indonesia special Wesak lanterns are also made.



Wesak Lantern

Supplies

- A4 coloured card
- PVA glue
- Scissors
- Sequins
- Glitter
- Ribbon
- Sticky tape





1. First fold the piece of card in half lengthways. Now hold the card horizontally from the folded edge and use scissors to cut lines which go from the fold, down towards the edge of the card. Make sure that the cuts stop before the edge of the card! Also make sure to space them out so that there is around 3cm between each cut.



2. Now open the card out and lay it flat so that it is ready to decorate. You can use PVA glue to cover parts of the lantern with glitter. You can also stick on some sequins and lengths of ribbon along the bottom edge.



3. Once completely dry, bend the card around into a cylinder shape. Secure it in place using sticky tape.



4. Now make a handle for the lantern. You can use a piece of ribbon and attach it to the top of the lantern on the inside.