

Friday 12th June:

Good morning Year 1. Did you manage to guess the answer to yesterday's riddle? The answer was **your legs**. Here's a joke for you. What do you call a cow with three legs? Lean beef!
Keep working hard and trying your best!

Daily reading

Today, please read a book of your choice for 10 minutes then spend 5 minutes retelling what you have read and answering questions about it. Please ask an adult to help you with this.

Thinking about the book you are reading at the moment. What do you think will happen next? What makes you think this?

Optional online book -

Zoom Out! - <https://www.oxfordowl.co.uk/api/interactives/12970.html>

Daily counting, number bonds or times tables

Doubles:

Use Lego or bricks to make a doubles track across the floor.

Start with 1 brick then 2 then 4 then 8 and so on. Keep counting and watch the track get bigger. When will you stop?

Start with a different number. Can you see a pattern?

What happens if you start with 3 bricks?

Termly Spellings

Please take time to learn spellings for future weeks and to re-visit past spellings.

These can be found on the school website at <https://www.newbridge.bathnes.sch.uk/> and go to the tab **Classes** and click on your class.

Here is another way to try. Draw around the words making a clear distinction in size where there are ascenders and descenders. Look carefully at the shape of the word and the letters in each box. Now try to write the word making sure that you get the same shape.

Daily Maths

To be written in books:

Multiplication - Problem Solving Activity

You will need - a dice.

Today, we are going to continue to practise doubles.

With an adult (or sibling) take turns to roll the dice.

Write in your books what the double of that number is.

E.g. if the dice lands on three write $3 + 3 = 6$. Double 3 is 6.

Repeat

More difficult: Complete the questions below in your books. A larger copy is at the end of the planning.

Circle the representations which have been doubled:



Take a number piece and double it. Complete the sentence.



Complete and continue the table.

Build	Represent	Add	Double
		$1 + 1 = 2$	Double 1 is 2
		$2 + 2 = _$	Double 2 is $_$
		$3 + 3 = _$	Double 3 is $_$
		$_ + _ = _$	Double 4 is $_$

Challenge – Doubling is the same as saying **'2 lots of'** or **'times by 2'**. Ask an adult to help your write up your 2 times table. Are the answers odd or even?

<p>Daily English/Phonics</p>	<p>Writing: Please see the activity under Healthy Me.</p> <p>Dictated sentence: Please read the sentence to your child. Then re-read slowly one word at a time while your child writes the sentence.</p> <p><i>The dog jumps across the pond.</i></p> <p>Extension – Can you extend your sentence using and/because/when?</p> <p>Copy the following real and alien words, then put sound buttons on them. Press the buttons to read the words.</p> <p>drell blossom fusp thankful</p> <p>Play Quick Write. How many times can you write each word in a minute?</p> <p>put push pull</p> <p>Optional game – <u>Acorn Adventures</u></p> <p>https://www.phonicsplay.co.uk/member-only/Sneaky_Squirrels.html</p> <p>The home page gives you details to log in for free.</p> <p>Or pick a different game on the website at a phase suitable for your child’s ability.</p>
<p>Healthy Me</p>	<p>The theme for our Jigsaw PSHE work this term is ‘Changing Me’.</p> <p>Start by doing your Jigsaw Jack calm breathing. Try to ask someone in your family to join in.</p> <p>Talk to a grown up in your family about what you were like as a baby and toddler. Now draw a sequence of 3 pictures showing you as a baby, toddler and present time.</p> <p>Write a sentence for each When I was a baby I..... etc</p> <p>In a quiet and safe place, remember a happy or special time that you have had. Who was with you, and why is it special?</p>
<p>Problem of the Day</p>	<p>Challenge – On no! A cat is stuck up a tree. Can you build something to help rescue it? Use Lego, blocks, recycling objects (make sure you check with an adult if they are clean and safe to use) to build your cat saving device!</p> <p>Riddle of the day – What has a thumb and four fingers, but is not a hand?</p>
<p>The activities below are supplementary and can be used to further extend learning opportunities whilst at home.</p>	
<p>Home Learning</p>	<p>Please look at your Home Learning grid.</p> <p>Visit the school website at https://www.newbridge.bathnes.sch.uk/ and go to the tab Classes and click on your class.</p> <p>Please plan and complete these activities throughout the duration of the school closure.</p>
<p>National Curriculum Word Lists</p>	<p>Look in your Reading Log and find all of the spellings for your year group. How many of these can you learn?</p> <p>Can you write a sentence using the words?</p>

Curriculum Overview	<p>Take time to look at the Curriculum Overview for your year group. This can be found on the school website at https://www.newbridge.bathnes.sch.uk/ Go to the tab Key Information, go down the menu on the left hand side to Curriculum, go to Termly Overview and click on the one for your year group.</p> <p>Talk to a grown up at home and decide on an aspect you would like to find out more about. This means that when you come back to school, you will be able to share something new.</p>
----------------------------	---













Useful websites	Please see the useful website list.
------------------------	-------------------------------------


Well done for trying all of these areas of learning. Please can I ask that your parent sends a few lines in an email to let us know what you have completed today.

1DE: 1de@newbridge.bathnes.sch.uk 1R: 1r@newbridge.bathnes.sch.uk

Please look out for tomorrow's learning, from Mrs Dinsdale, Mrs Earle, Miss Elliott and Ms Rhodes.



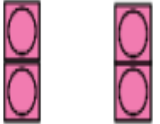
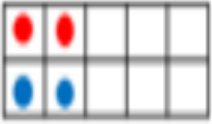


 Circle the representations which have been doubled:

 Take a number piece and double it. Complete the sentence.

	Double ____ is ____		Double ____ is ____
---	---------------------	---	---------------------

Complete and continue the table.

Build	Represent	Add	Double
		$1 + 1 = 2$	Double 1 is 2
		$2 + 2 = \underline{\quad}$	Double 2 is $\underline{\quad}$
		$3 + 3 = \underline{\quad}$	Double 3 is $\underline{\quad}$
		$\underline{\quad} + \underline{\quad} = \underline{\quad}$	Double 4 is $\underline{\quad}$