

**Friday 12<sup>th</sup> June:** Another week completed and you get to relax this weekend. What will you get up to? Mrs Keynes will have a lie in until midday, Mrs Ross will do some gardening and Mrs O’Gara will try and do 10,000 steps a day. There are some daily activities to do today (reading and times tables.) We have given you quite a range of other activities to do today, there is no expectation to complete them all.

PLEASE NOTE: Next week we will be learning about volcanoes and if your parents have Facebook access, with their permission, there is an event hosted today by the Natural History Museum.

[https://www.facebook.com/events/243737816916341/?acontext=%7B%22event\\_action\\_history%22%3A%7B%22mechanism%22%3A%22search\\_results%22%2C%22surface%22%3A%22search%22%7D%7D](https://www.facebook.com/events/243737816916341/?acontext=%7B%22event_action_history%22%3A%7B%22mechanism%22%3A%22search_results%22%2C%22surface%22%3A%22search%22%7D%7D)





There is a link on the Natural History Museum website too:

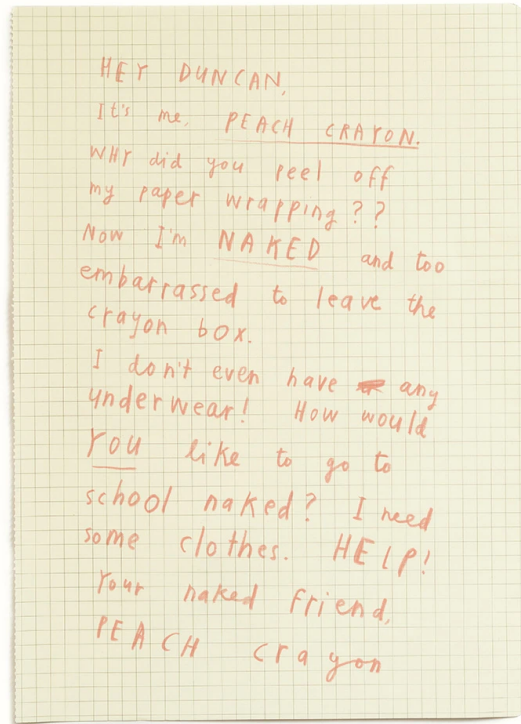
<https://www.nhm.ac.uk/events/nature-live-online-volcanoes.html>

**It is today 10.30am until 11.15am. Enjoy!**

<b>Daily reading</b>	<p>This week, we have read some short stories. Which was your favourite?</p> <p>You can explore more short stories here – <a href="https://www.bbc.co.uk/teach/school-radio/audio-stories/zh3t2sg">https://www.bbc.co.uk/teach/school-radio/audio-stories/zh3t2sg</a></p>
----------------------	---

<b>Daily times tables</b>	<p><b>The Year 3 team see this as really important learning so expect you to spend a minimum of 20 minutes a day learning your times tables.</b></p> <p>Which of the tasks have helped you with your timetables this week?</p> <p>Do you feel more confident on tricky timetables?</p> <p>Test yourself in your maths book!</p>	<p style="text-align: right;"><small>www.worksheetfun.com</small></p> <table border="1" style="width: 100%; text-align: center;"> <tr> <th colspan="4">5 Times Table</th> </tr> <tr><td>5</td><td>x</td><td>1</td><td>=</td></tr> <tr><td>5</td><td>x</td><td>2</td><td>=</td></tr> <tr><td>5</td><td>x</td><td>3</td><td>=</td></tr> <tr><td>5</td><td>x</td><td>4</td><td>=</td></tr> <tr><td>5</td><td>x</td><td>5</td><td>=</td></tr> <tr><td>5</td><td>x</td><td>6</td><td>=</td></tr> <tr><td>5</td><td>x</td><td>7</td><td>=</td></tr> <tr><td>5</td><td>x</td><td>8</td><td>=</td></tr> <tr><td>5</td><td>x</td><td>9</td><td>=</td></tr> <tr><td>5</td><td>x</td><td>10</td><td>=</td></tr> <tr><td>5</td><td>x</td><td>11</td><td>=</td></tr> <tr><td>5</td><td>x</td><td>12</td><td>=</td></tr> </table> <p style="text-align: right;"><small>www.worksheetfun.com</small></p>	5 Times Table				5	x	1	=	5	x	2	=	5	x	3	=	5	x	4	=	5	x	5	=	5	x	6	=	5	x	7	=	5	x	8	=	5	x	9	=	5	x	10	=	5	x	11	=	5	x	12	=
5 Times Table																																																						
5	x	1	=																																																			
5	x	2	=																																																			
5	x	3	=																																																			
5	x	4	=																																																			
5	x	5	=																																																			
5	x	6	=																																																			
5	x	7	=																																																			
5	x	8	=																																																			
5	x	9	=																																																			
5	x	10	=																																																			
5	x	11	=																																																			
5	x	12	=																																																			

<b>Daily Maths</b>	<p>This week we have been looking at measurement. We’d like you to design the best toy box ever (from the toys you already own.) Using your book or a large piece of paper draw the toys you will include. Then you need to measure and label them with the measurement.</p> <p>Don’t forget: be careful how you record them. Make sure it’s neat and well labelled.</p> <div style="display: flex; justify-content: space-around; align-items: center;"> <div style="text-align: center;">  </div> <div style="text-align: center;">  </div> <div style="text-align: center;">  </div> <div style="text-align: center;">  </div> </div> <p>Challenge: Count up the total number of measurements using column addition.</p>
--------------------	---



Imagine you are Peach Crayon. This is a funny letter! Peach Crayon is Duncan's naked friend! Write a letter to Duncan telling him something funny you have done since isolation began. Is it as embarrassing as Peach Crayon's story?

**Ready:**

- Enjoy writing 3 funny sentences about something funny or embarrassing you have done in isolation. Maybe it's something that someone in your family has done?



**Steady/Go:**

- Following the structure of letter writing, write a letter to Duncan about something funny or embarrassing you have done in isolation. Maybe it's something that someone in your family has done?

- How was the situation fixed?

- Think about how to sign off your letter appropriately to finish your story.

Do your pages look bright and attractive to the reader?

<p><b>Problem of the Day</b></p>	<p style="text-align: center;"><b>Same picture, different question.</b></p>  <p style="text-align: center;"><b>You can discuss this with an adult, write it down or just answer it in your head. We just want you to see beyond a picture.....</b></p> <p style="text-align: center;">If you were inside the tree, how would you escape?</p>
<p><b>Healthy Me</b></p>	<p>This week, we are going to look at activities to support social and emotional development through arts, play and creativity.</p>  <p><b>Domino fall:</b> Line up dominoes or books next to each other, knock one over and watch them fall. Can you line up the dominoes to create patterns or words? Don't worry if don't have any dominoes as you can you can create your own.</p>
<p style="text-align: center;"><b>The activities below are supplementary and can be used to further extend learning opportunities whilst at home.</b></p>	
<p><b>Home Learning</b></p>	<p>Please look at your Home Learning grid. Visit the school website at <a href="https://www.newbridge.bathnes.sch.uk/">https://www.newbridge.bathnes.sch.uk/</a> and go to the tab <b>Classes</b> and click on your class.</p> <p>Please plan and complete these activities throughout the duration of the school closure.</p>
<p><b>Termly Spellings</b></p>	<p>Please take time to learn spellings for future weeks and to re-visit past spellings. These can be found on the school website at <a href="https://www.newbridge.bathnes.sch.uk/">https://www.newbridge.bathnes.sch.uk/</a> and go to the tab <b>Classes</b> and click on your class.</p>
<p><b>National Curriculum Word Lists</b></p>	<p>Look in your Reading Log and find all of the spellings for your year group. How many of these can you learn? Can you write a sentence using the words?</p>
<p><b>Curriculum Overview</b></p>	<p>Take time to look at the Curriculum Overview for your year group. This can be found on the school website at <a href="https://www.newbridge.bathnes.sch.uk/">https://www.newbridge.bathnes.sch.uk/</a> Go to the tab <b>Key Information</b>, go down the menu on the left hand side to <b>Curriculum</b>, go to <b>Termly Overview</b> and click on the one for your year group.</p> <p>Talk to a grown up at home and decide on an aspect you would like to find out more about. This means that when you come back to school, you will be able to share something new.</p>
<p><b>Useful websites</b></p>	<p>Please see the websites useful list.</p>

*Well done for trying all of these areas of learning. Please can I ask that your parent sends a few lines in an email to let me know what you have completed today.*

3OG: [3og@newbridge.bathnes.sch.uk](mailto:3og@newbridge.bathnes.sch.uk) (Mrs O' Gara Monday – Friday)

3KC: [3kc@newbridge.bathnes.sch.uk](mailto:3kc@newbridge.bathnes.sch.uk) (Mrs Keynes Monday – Wednesday)

3KC: [3kc@newbridge.bathnes.sch.uk](mailto:3kc@newbridge.bathnes.sch.uk) (Mrs Ross - Thursday & Friday)

*Please look out for tomorrow's learning, from Mrs O'Gara, Mrs Keynes and Mrs Ross*