

Friday 15th May: We hope you've got lots of games in the garden and relaxing planned for this weekend! Here's what we will be doing today . . .

Daily reading

Today, please read for at least 20 minutes.

This week, we would love you to write a review on the book you have been reading! Perhaps you could answer one of these 5 questions each day? If you have only just started a new book, you could write a review of the last book you have read. **Today have a go at Question 5!**

- 1.) Can you describe the plot? What happens in the story?
- 2.) Where is the story set? Is there more than one setting?
- 3.) Who is your favourite character and why?
- 4.) Can you describe your favourite part of the book?
- 5.) Would you recommend this book to a friend? Why/why not? (Give a 5-star rating)

Daily times tables

By the end of Year 3 you will need to know times tables up to 2, 5 and 10 (end of Year 2 expectations) 3, 4 and 8 (end of Year 3 expectations) You will need to spend time focusing on these using various websites or playing squirt as we talked about.

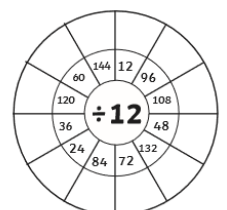
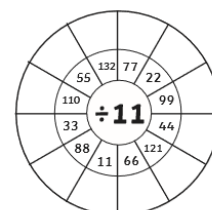
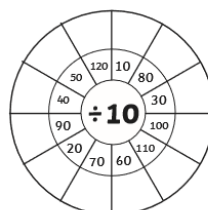
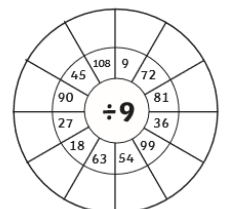
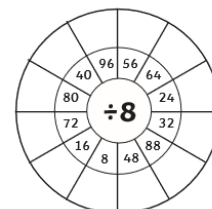
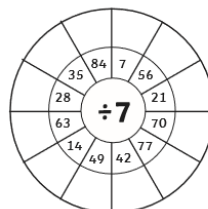
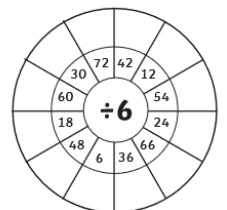
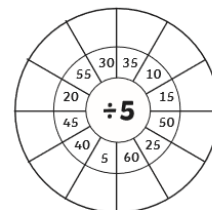
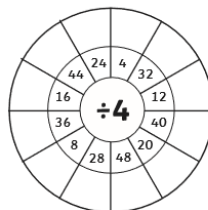
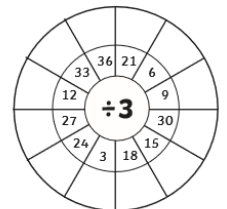
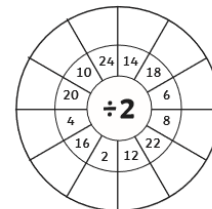
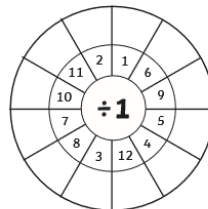
The Year 3 Team see this as really important learning so expect you to spend a minimum of 15 minutes a day learning your times tables.









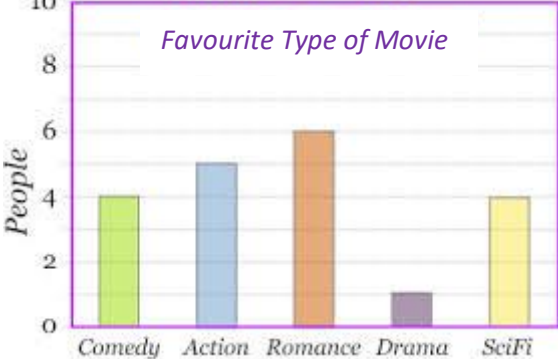

If these are also secure, please learn other tables up to 12 x 12 and related division facts.

Today, we would like you to create a Division Wheel for the times tables you have been practising. We have completed these in class throughout Year 3, so you should be familiar with them! Now it's your turn to create your own! Please note you only need to complete wheels for the times tables you have been practising.

Division Wheels

Divide the numbers by the middle number.



| <p>Daily Maths</p> | <p>BIRD WATCHING!</p> <p>Today, in maths, you will be using the data you have collected about the birds you have seen in your garden. We will be converting your tally chart into a bar graph or pictogram to display your information!</p> <p>Remember – this is a pictogram:</p> <div style="display: flex; align-items: center;"> <div style="margin-right: 20px;"> <p>Monday </p> <p>Tuesday </p> <p>Wednesday </p> <p>Thursday </p> <p>Friday </p> <p>Saturday </p> <p>Sunday </p> </div> <div style="border: 2px solid cyan; padding: 5px; text-align: center;">  = 6 cupcakes </div> </div> <div style="margin-top: 20px;"> <p>This is a bar graph:</p>  <table border="1" style="margin-top: 10px;"> <caption>Favourite Type of Movie</caption> <thead> <tr> <th>Movie Type</th> <th>Number of People</th> </tr> </thead> <tbody> <tr> <td>Comedy</td> <td>4</td> </tr> <tr> <td>Action</td> <td>5</td> </tr> <tr> <td>Romance</td> <td>6</td> </tr> <tr> <td>Drama</td> <td>1</td> </tr> <tr> <td>SciFi</td> <td>4</td> </tr> </tbody> </table> </div> <p>Think about: Where will the number of birds go on your axis? Where will the names of birds go on your axis? What will the title of your pictogram/bar graph be?</p> <p>Remember: Use a ruler, colour within the lines – PRESENTATION!</p> <p>Go: Can you think of some questions you could ask a family member about the graph? Eg. Which bird appeared the most? How many birds flew into the garden altogether?</p> | Movie Type | Number of People | Comedy | 4 | Action | 5 | Romance | 6 | Drama | 1 | SciFi | 4 |
|----------------------------------|--|------------|------------------|--------|---|--------|---|---------|---|-------|---|-------|---|
| Movie Type | Number of People | | | | | | | | | | | | |
| Comedy | 4 | | | | | | | | | | | | |
| Action | 5 | | | | | | | | | | | | |
| Romance | 6 | | | | | | | | | | | | |
| Drama | 1 | | | | | | | | | | | | |
| SciFi | 4 | | | | | | | | | | | | |
| <p>Daily English</p> | <p>Today, we are going to put our understanding of contractions and our spelling words into context. We would like you to write a paragraph about something you are enjoying doing whilst being at home.</p> <p>Within your paragraph of writing, you need to include this week’s spellings and words with contractions in. We are looking forward to reading what you’ve been up to!</p> <p>Ready: All spellings and 3 or more contraction words</p> <p>Steady: All spellings and 5 or more contraction words</p> <p>Go: All spellings and 5 or more contraction words AND a quote from a family member (using direct speech)</p> | | | | | | | | | | | | |
| <p>Problem of the day</p> | <p>What is a ‘Dawn Chorus?’</p> <div style="text-align: right; margin-top: 20px;">  </div> | | | | | | | | | | | | |

| | |
|---|--|
| <p>Healthy Me</p> | <p>Let's relax after another successful week of learning at home.</p> <p>Relaxation techniques:</p> <p>Pause - make time during the day to take breaks or pauses.</p> <ul style="list-style-type: none"> • Stop what you are doing. • Look out of the window. • Let your shoulders drop. • Stretch. • Allow your mind to be calm. <p>Deep breathing - Taking deep breaths.</p> <p>Concentrating on your breathing can have a calming effect and help you relax. If you have any relaxing/calming music, pop it on now!</p> <p>Firstly, close your eyes . . .</p> <ul style="list-style-type: none"> • Take deep breaths in and out. • Think of your favourite place, maybe somewhere that you go on holiday. • Focus on the place and picture yourself there. • What can you see? What can you smell? What can you feel? <p>Imagining being in your favourite place can take you away and help you relax and calm down.</p> |
| <p>The activities below are supplementary and can be used to further extend learning opportunities whilst at home.</p> | |
| <p>Home Learning</p> | <p>Please look at your Home Learning grid.</p> <p>Visit the school website at https://www.newbridge.bathnes.sch.uk/ and go to the tab Classes and click on your class.</p> <p>Please plan and complete these activities throughout the duration of the school closure.</p> |
| <p>Termly Spellings</p> | <p>Please take time to learn spellings for future weeks and to re-visit past spellings.</p> <p>These can be found on the school website at https://www.newbridge.bathnes.sch.uk/ and go to the tab Classes and click on your class.</p> |
| <p>National Curriculum Word Lists</p> | <p>Look in your Reading Log and find all of the spellings for your year group. How many of these can you learn? Can you write a sentence using the words?</p> |
| <p>Curriculum Overview</p> | <p>Take time to look at the Curriculum Overview for your year group. This can be found on the school website at https://www.newbridge.bathnes.sch.uk/ Go to the tab Key Information, go down the menu on the left hand side to Curriculum, go to Termly Overview and click on the one for your year group.</p> <p>Talk to a grown up at home and decide on an aspect you would like to find out more about. This means that when you come back to school, you will be able to share something new.</p> |
| <p>Useful websites</p> | <p>Please see the useful websites list:</p> |
| <p><i>Well done for trying all of these areas of learning. Please can I ask that your parent sends a few lines in an email to let me know what you have completed today.</i></p> <p>3OG: 3og@newbridge.bathnes.sch.uk 3KC: 3kc@newbridge.bathnes.sch.uk</p> <p><i>Please look out for tomorrow's learning, from Mrs O'Gara, Mrs Keynes and Mrs Ross.</i></p> | |

