



Friday 17th July:

Happy Friday Year 2!

We cannot believe how quickly the months have gone, it's been four months since you were in school and today marks the final day that we will be sending you your Daily Learning. You should be so proud of yourselves and everything that you have achieved this year because as your teachers, we most definitely are.

How did you get on with yesterday's riddle? - How do you make 'one' disappear by adding to it? Add the letter 'G' and it's 'Gone'. Excellent job if you were able to get this right!

Fun fact of the day – *Did you know there are more stars in space than there are grains of sand on a beach? There are 10 times more stars in the night sky than grains of sand in the world's deserts and beaches, scientists say. Have a super day and enjoy your activities.*

Daily reading

Summer reads:

Create a list of all the different books that you'd like you read over the summer holidays. Perhaps there is a series you want to read, or you want to challenge yourself to read more non-fiction? You can use the recommended reading list that we sent you yesterday or go online and research some books for your age group.

Top Tips:

- Prior to reading, encourage your child to focus on the title of the book, the author, the illustrator and the front cover. Make predictions about what you think will happen in this book based on these factors. Afterwards, read the blurb and see if it gives you any further hints.
- Continue asking your child questions throughout the book but also encourage them to ask questions as this will further their understanding of the text.
- When you have finished the story, is your child able to retell the events in the order in which they happened? If you are reading non-fiction, can they recall any interesting facts that they have read?

Daily counting, number bonds or times tables

Times Table Speed Test – Time how fast you can fill in the blanks

- 1 x 5 =
 5 x 2 =
 7 x 5 =
 5 x ___ = 25
 5 x ___ = 30
 ___ x 5 = 45
 5 ÷ 5 =
 10 ÷ 5 =
 40 ÷ 5 =
 12 x 5 =

Termly Spellings

This week's spelling pattern focuses on the u sound spelt 'o'

- noothing
 broother
 moother
 oother
 breok
 anyone

Choose an activity below to help you to learn the spellings this week:

- Writing the words forwards and backwards
- Write the words into sentences
- Write the words in rainbow writing

Daily Maths

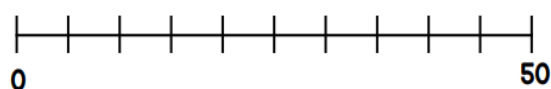
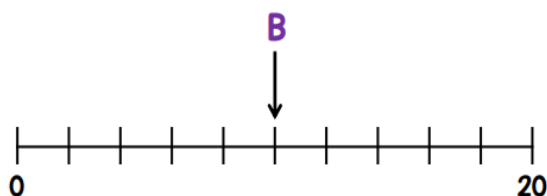
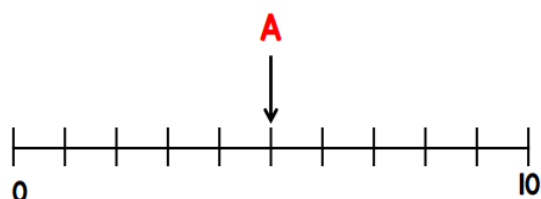
Remember you can log in to Maths with Parents:

www.mathswithparents.com. If you haven't registered before, log in as a parent with your child's details and the class code - **2EO = 717743** **2G = 633030**

Problem Solving:

1 Given that $A + B = C$

Draw an arrow pointing to C



2 Amir has a box of 50 counters. 12 of the counters are red. 17 of the counters are blue. The rest of the counters are yellow. Which coloured counter are there more of?

3



When I share my stickers between me and my 4 friends, we all get 7 stickers.

How many stickers did Lisa share out?



Challenge: Pick the challenge according to your class:

There are 29 children in 2G. 21 children are 7 years old and 8 children are 6 years old. If you add together the ages of everyone in 2G, what would the total be?

There are 30 children in 2EO. 25 children are 7 years old and 5 children are 6 years old. If you add together the ages of everyone in 2EO, what would the total be?

**Daily English/
Phonics**

Dictated sentence:

Please read the following sentence to your child. Then re-read slowly one word at a time while your child writes the sentence.

The girl was so excited that she jumped for joy!

Copy the following real and alien words, then put sound buttons on them. Press the buttons to read the words.

flammable tooglefry ungrateful necrumpton

Put the following common exception words into sentences. Remember your punctuation.

improve push behind door

Writing - Summer Holiday 'Bucket List'

Create a list of things you would like to do or places you would like to go during the summer holidays. Here is an example...

1. Picnic at the park
2. Homemade pizza party
3. Make wind chimes
4. Go on a trampoline filled with water balloons
5. Tie dye t-shirts
6. Scavenger hunt walk
7. Make gingerbread
8. Have a water balloon fight
9. Make journals and update your scrapbooks
10. Make memory stones
11. Make homemade jam
12. Prepare a family meal
13. Collect pinecones and make things from them
14. Make a den

Challenge – Make sure that your list includes at least 5 things you want to do or achieve over the summer. Can you order them so that the thing you would like to accomplish the most is at the top?

Healthy Me

Cosmic Yoga:

Wind down at the end of term with some relaxing yoga...



<https://www.youtube.com/watch?v=02E1468SdHg>

**Problem of the
Day**

Invent a secret code:

Invent a secret code and write a message to members of family. See if they can crack the code! Get them to create a code as well and see if you can crack it.



SECRET CODE SPELLING

Make a secret code by drawing the pictures for each letter next to your spelling word.

a	b	c	d	e	f	g	h	i	j	k	l	m
☆	♥	☞	🍷	🇺🇸	☀️	🍏	😊	←	⦿	→	💥	🔥
n	o	p	q	r	s	t	u	v	w	x	y	z
☀️	🐛	💬	✨	🐉	🐛	🐛	🌸	◯	👄	🕒	🔑	△

If you don't want to draw pictures for the codes, you could use numbers instead!

The activities below are supplementary and can be used to further extend learning opportunities whilst at home.

Home Learning

Please look at your Home Learning grid for Term 6 on the school website at <https://www.newbridge.bathnes.sch.uk/> and go to the tab **Classes** and click on your class.

Please plan and complete these activities throughout the duration of the school closure.

National Curriculum Word Lists

Look in your Reading Log and find all of the spellings for your year group. How many of these can you learn? Can you write a sentence using the words?

Curriculum Overview

Take time to look at the Curriculum Overview for your year group. This can be found on the school website at <https://www.newbridge.bathnes.sch.uk/> Go to the tab **Key Information**, go down the menu on the left hand side to **Curriculum**, go to **Termly Overview** and click on the one for your year group.

Talk to a grown up at home and decide on an aspect you would like to find out more about. This means that when you come back to school, you will be able to share something new.

Useful websites

Please see the useful websites list.



Well done for trying all these areas of learning. All your teachers have loved teaching you this year and it is such a shame that our time together was cut short. With that said, you are going to love Year 3 and you are lucky to be having the lovely Mrs Keynes/Mrs Ross or Mrs O'Gara. We hope you have a fantastic summer holiday and we look forward to seeing you around in September!

2EO: 2eo@newbridge.bathnes.sch.uk 2G: 2g@newbridge.bathnes.sch.uk

From the Year 2 teachers