

Friday 22nd May: Another week, complete! The time flies by at the moment. We have really enjoyed seeing updates about your daily learning. Have a think back to the learning you have been doing this week and reflect on what has been your favourite part.

Daily reading

We hope that you were able to access Oxford Owl <https://home.oxfordowl.co.uk/>

Today, do Activity 2 of 'By the Stream' https://www.oxfordowl.co.uk/api/digital_books/1156.html.

Please let your class teacher know if you cannot access Oxford Owl and we will make alternative reading provision for you, or you could read your own stories.

Daily counting

Last week, we introduced you to number bonds between 11 and 15. Today, we would like you to practise your number bonds to 15. You could write them all out in order, using different coloured pens, or think of a rhyme to help you remember them.

Tricky words

Please take time to learn your tricky words.

These can be found in your learning pack that we have sent home.







Concentrate on the words that you know you find tricky and choose a few words to practise each day.

Here are some activities you may not have tried yet. Perhaps you could do one a day this week.

- Write the words on plastic bottles and play skittles! Read out the words you knock over.
- Stepping stones. Write the words on large pieces of paper shaped as stones. Every word that you jump on, have a go at reading out loud.
- Make a paper chain of tricky words
- How many times can you use a tricky word in one sentence? For example "the dog and the cat went to the park"
- Make and play your own game of 'roll it, read it', as shown below. Use words that your child isn't sure of yet.

Roll it, Read it, Phase 2 Tricky Words

Roll the die, read the number, choose a word from that column. If you can read it then cover it with a counter.
Who can get the most counters on the board?

					
the	no	go	into	to	I
no	go	into	to	I	the
go	into	to	I	the	no
into	to	I	the	no	go

Daily Maths	<p>Have you watched 'Numberblocks'?</p> <p>The episode linked below is all about doubling numbers. Have a watch of this and then see if you can draw or make your own number blocks that represent doubling the numbers from 1-10.</p> <p>https://www.youtube.com/watch?v=vO2bD4UHwnk</p>
Daily English/Phonics	<p>Phonics:</p> <p>Today, you are going to revise and Recap Phase 2 and Phase 3. This is what we would do every Friday in school to ensure that the children continue to revise and are able to recall their sounds. Have a go at one of these activities to recap your sounds.</p> <ul style="list-style-type: none"> - Make graphemes from pipe cleaners (a grapheme is a written symbol that represents a sound) - Write graphemes on Post-It notes - Make graphemes from play dough - Write the graphemes in different colours <p>Writing:</p> <p>Continue writing your story that you started yesterday. Remember to use capital letters, full stops, finger spaces, cursive writing and tricky words! Once you have finished, send your stories to Miss Mylan and Miss Keane. We'd love to read them.</p>
Healthy Me	<p>We're Going on a Bear Hunt Yoga! https://www.youtube.com/watch?v=KAT5NiWHFIU</p>
Daily Challenge	<p>The day has arrived, we hope that you are ready for your performance with your sock puppet. Take some photos, tell us your story. We would love to hear all about how your sock puppet story went.</p>
<p>The activities below are supplementary and can be used to further extend learning opportunities whilst at home.</p>	
EYFS Word Lists	<p>Look in your Reading Log and find all of the spellings for EYFS. How many of these can you learn? Can you write a sentence using the words?</p>
Home Learning	<p>Please look at your Home Learning grid.</p> <p>Visit the school website at https://www.newbridge.bathnes.sch.uk/ and go to the tab Classes and click on your class.</p> <p>Please plan and complete these activities throughout the duration of the school closure.</p>
Enquiry Research	<p>Our enquiry this term is 'What is a story?'. You could create your own project book about your favourite stories, research where stories come from, or write a list of books to share with a friend. Perhaps you could even set up a 'book sharing' group between your classmates.</p>
Useful websites	<p>Please see the useful websites list.</p>
<p><i>Well done for trying all of these areas of learning. Please can I ask that your parent sends a few lines in an email to let me know what you have completed today.</i></p> <p>BEE CLASS: bees@newbridge.bathnes.sch.uk LADYBIRD CLASS: ladybirds@newbridge.bathnes.sch.uk</p> <p><i>Please look out for tomorrow's learning. Well done from Miss Keane and Miss Mylan.</i></p>	