

Friday 22nd May:

The last day of term, we made it Year 5 and it is Star of the Week time, or maybe it should read Star of the Term. Who would you give the certificate to?

Mrs Bartlett and Mr Handson would like to wish you all a very happy half term. We want to thank all of you for all your hard work and enthusiasm this term. We know that being at home all the time can be tricky but we are incredibly proud of what you have achieved and the learning you have covered. We have seen some great:

Information posters

Limericks

VE day cups

Times table and spelling practice

Toilet roll challenges as well as photos of wonderful physical and creative activities.

You are all stars in our eyes.

Enjoy the rest Year 5 and make the most of making wonderful family memories during your week off.

Daily reading

To support your comprehension skills, your challenge today is to read the attached text (separate PDF attached) in 60 seconds and then answer the questions. The numbers at the side of the text tell you how many words you have read.

Skimming and scanning will be a key skill today.

Aesop's Fable: The Lion and the Mouse

10 Once, when a mighty lion was asleep, a little mouse
19 began running up and down upon him; this soon
29 wakened the lion, who placed his huge paw upon him
39 and opened his big jaws to swallow him. "Pardon, O
50 King, forgive me," cried the little mouse. "One day I may
63 be able to help you." The lion was so tickled at this idea
74 that he lifted up his paw and let the mouse go.

85 Some time after, the lion was caught in a trap. Just
97 then, the tiny mouse passed by. He saw the sad plight of
109 the lion so went to help. He soon gnawed away the ropes
120 that bound the King of the Beasts. "Was I not right?"
123 said the mouse.

129 Little friends may prove great friends.



Quick Questions



1. How else could the author have written the moral?



2. Find **two** synonyms used to describe the lion or the mouse.



3. Why was the lion 'tickled' at the idea of the mouse helping him one day?



4. Who caught the lion in a trap? Why?

Daily times tables




Let's look at factors again.

Using your knowledge from yesterday, you should be able to find the common factors for these numbers.

eg the common factors for 12 and 18 are: 1, 2, 3 and 6.




Now try these below - you can write them out in your maths book:

3.




The common factors are: _____

4.




The common factors are: _____

5.

The common factors are: _____

6.

The common factors are: _____

Can you find more common factors?

Termly Spellings

Please take time to learn spellings for future weeks and to re-visit past spellings. These can be found on the school website at <https://www.newbridge.bathnes.sch.uk/> and go to the tab **Classes** and click on your class.

This week's spellings are words taken from the Year 5/6 statutory word list:

language
leisure
lightning
marvellous
mischievous

Using the words and writing them down are the best ways to learn them.

Activities you could do are:

- Find the meaning of the words
- Put the words into sentences
- If there is a pattern, how many words you can find with the same pattern?
- Draw pictures of the what the words mean with the word in the picture
- Create a word search
- Create a crossword
- Test your parents!

You can choose one a day; we will put these suggestions on each daily plan.

Daily Maths

What games do you have at home, could you reinvent them for maths games?
Think about which number operation you would base it on e.g. addition, subtraction, multiplication or division. You could include all four.
Or maybe link it to square numbers, prime numbers or even fractions.
Here are some ideas to inspire you.



Who can collect the most pieces? Work out the answer first (use practical resources to support finding the answer)



Describe your number by giving number facts using guess who

Daily English

It's production day

So now you should have everything ready to perform your mummification documentary. If you have decided to use them, your props and costumes should be ready. You will have your script and you can decide whether to learn it or read it during the performance; what is important is that you engage the audience and teach them all about the process of mummification.
If you can and want to, you can also film your performance, you never know it could be taken up by the BBC or The History Channel.

Healthy Me

As it is the end of the week, we think you should concentrate on thinking really carefully about doing a Random Act of Kindness today.

Who really deserves to be thought about, who needs to be thanked, and who needs to be cheered up? What could you do to make their day?

Let us know what you did, I'm sure you will make Mrs Bartlett cry and Mr Handson sing.

Problem of the Day

Spot the difference

Can you spot the six differences in these pictures?
There's one big difference and five smaller differences.



The activities below are supplementary and can be used to further extend learning opportunities whilst at home.

Home Learning	<p>Please look at your Home Learning grid.</p> <p>Visit the school website at https://www.newbridge.bathnes.sch.uk/ and go to the tab Classes and click on your class.</p> <p>Please plan and complete these activities throughout the duration of the school closure.</p>
National Curriculum Word Lists	<p>Look in your Reading Log and find all of the spellings for your year group. How many of these can you learn? Use the strategies listed at the top of the page.</p>
Curriculum Overview	<p>Take time to look at the Curriculum Overview for your year group. This can be found on the school website at https://www.newbridge.bathnes.sch.uk/ Go to the tab Key Information, go down the menu on the left hand side to Curriculum, go to Termly Overview and click on the one for your year group.</p> <p>Talk to a grown up at home and decide on an aspect you would like to find out more about. This means that when you come back to school, you will be able to share something new.</p>
Useful websites	<p>Please see the useful websites list.</p>

Well done for trying all of these areas of learning. Please can I ask that your parent sends a few lines in an email to let me know what you have completed today.

5B: 5b@newbridge.bathnes.sch.uk

5H: 5h@newbridge.bathnes.sch.uk

Please look out for tomorrow's learning, from Mrs Bartlett and Mr Handson