

Friday 3rd April

Good Morning! What will you get up to today? Don't forget to let us know!

Daily reading

Today, please read for at least one hour- can you find somewhere else new to read today?
Year 6 Book Group – this will start on **Monday 20th April** – I will run it on these daily learning sheets.
To remind you the book is **Orphans of the Tide by Struan Murray**. It is available from Moorland Road Bookshop - if it is still delivering - and some online retailers. Mrs Button

Daily times tables

Please continue to learn your times tables up to 12x12 and be regularly tested.
Play Hit the Button <https://www.topmarks.co.uk/maths-games/hit-the-button> - this website will also help you with doubling, halving, square numbers and prime numbers.
<https://www.timestables.co.uk> - this is a great website to assess how you are doing with your times tables.
Play this link if you can use the computer.
<https://www.bbc.co.uk/bitesize/topics/zd2f7nb/articles/zn2y7nb>

Daily Maths

Today, we would like you to revise **converting units**
There are three options to choose from - please choose at least two.

Ready:

4. Circle the incorrect conversions.

- | | | | | | | | |
|----|--------|---|---------|----|------|---|---------|
| A. | 160cm | = | 16m | E. | 562g | = | 0.56kg |
| B. | 50.5m | = | 5,005cm | F. | 500m | = | 5km |
| C. | 2,103g | = | 2.103kg | G. | 75ml | = | 7.5L |
| D. | 1L | = | 100ml | H. | 5L | = | 5,000ml |



5. Match the units of length to the correct conversions.

710cm	7m
700cm	0.5m
500mm	71m
7,100cm	5.02m
502cm	7.1m



6. Aelin and Rowan are converting 3.657L into millilitres.



The answer is
3,657ml.

The answer is
365.7ml.



Who is correct? Explain why.

Steady:

7. Circle the incorrect conversions.

- A. $37\text{m} = 370\text{mm}$ E. $\frac{5}{6}$ of $18.6\text{cm} = 1,550\text{mm}$
B. $\frac{3}{9}$ of $459\text{mm} = 1.53\text{cm}$ F. $106.02\text{kg} = 10,620\text{g}$
C. $2.043\text{L} = 2,043\text{ml}$ G. 22% of $16.8\text{L} = 3,696\text{ml}$
D. 14% of $2.8\text{kg} = 3,920\text{g}$ H. $40,206\text{g} = 40.26\text{kg}$

8. Match the units of capacity to the correct conversions.

25% of 2.5L	1,696ml
21.04L	106ml
$\frac{2}{5}$ of 4.24L	8,835ml
0.106L	625ml
15% of 58.9L	21,040ml



9. Rudie and Molly are converting 112.008m into millimetres.



The answer is 112,008mm.












The answer is 1,1200.8mm.

Who is correct? Explain why.

Go:

1. A carrier bag has a maximum weight allowance of 4kg. Sam buys 7 items in total and fills his bag to capacity.

 Eggs 0.125kg	 Cheese 10% of 7.45kg	 Carrots 0.504kg	 Nuts $\frac{1}{5}$ of 2.6kg	 Sausages 352.51g	 Apples $\frac{2}{8}$ of 5.18kg
 Bread 0.656kg	 Bananas 50% of 1.49kg	 Broccoli 0.406kg			

Sam has at least 3 different items in his bag. Explore the different combination of items he could have bought. How many of each item did he buy?

2. Use the clues provided to fill in the missing numbers. Investigate what clues could be written to complete the crossword. Find different possible solutions. Number 1 has been done for you.

Down	Across
1. 2.1L – 305ml	1. 450cm more than 0.7m
2.	2.
3. 25% of _____	3.
4.	4. $\frac{2}{10}$ of _____
5.	

Daily English

Writing to inform:

Today, you need to finish writing your report about your chosen country – remember to edit as you go along or edit at the end. Have you included all the features of writing to inform? Can you include any photos or pictures?

Now read your report to an adult and get them to give you some feedback on your work.

Writing to inform (UKS2)

<p style="text-align: center;">Text Types</p> <ul style="list-style-type: none"> • Report • Recount • Biography • Newspaper article • Essay 	<p style="text-align: center;">Text Features</p> <ul style="list-style-type: none"> • Paragraphs used to group related ideas • Heading/subheadings • Use of technical vocabulary 	<p style="text-align: center;">Other Style Ideas</p> <ul style="list-style-type: none"> • May include a glossary • Sections may contain more than one paragraph
---	--	--

Grammar and Sentences


- Use **subordinating conjunctions** in varied positions,
The Polar Bear, although it is large, can move at great speed.
- Use **expanded noun phrases** to inform,
...a tall dark-haired man with a bright-red cap...
- Use **relative clauses** to add further detail
We went to Downing Street, where the Prime Minister lives, before visiting the Houses of Parliament.
- Begin to use **passive voice** to remain formal or detached,
The money was stolen from the main branch.
- Begin to use **colons** to link related clauses,
England was a good country to invade: it had plenty of useful land.

<p style="text-align: center;">Adverbials</p> <p>Meanwhile At first After Furthermore Despite As a result Consequently Due to For example</p>	<p style="text-align: center;">Conjunctions</p> <p>when before after while because if although as</p>
--	--

Punctuation Content

- Use **brackets** or **dashes** to explain technical vocabulary
- Use **semi-colons** to punctuate complex lists, including when using bullet points
- Use **colons** to introduce lists or sections
- Use **brackets** or **dashes** to mark relative clauses
- Secure use of **commas** to mark clauses, including opening subordinating clauses
- Begin to use **colons** & **semi-colons** to mark clauses



	<p>Here are some editing tips: Read through your work out loud either to yourself or an adult/sibling – does it make sense? Have you included the very best vocabulary? Use a dictionary/thesaurus to check spelling and vocabulary Are all your sentences punctuated correctly including brackets, dashes or commas for parenthesis and semi colons and colons (if necessary)?</p>
<p>Well-being</p>	<div style="border: 2px solid black; border-radius: 15px; padding: 10px; text-align: center;"> <p style="color: purple; font-size: 1.2em; margin: 0;">SHOULDER ROLL BREATHING</p>  <p style="margin: 10px 0;">Choose a comfortable sitting position. As you take a slow deep breath in through your nose raise your shoulders up towards your ears. Breathe slowly out through your mouth, lowering your shoulders as you exhale. Repeat slowly, rolling your shoulders up and down in time with your breath.</p> </div>
<p>Problem of the day</p>	<p>Yesterday's answer – David</p> <p>Today's problem - Choose the correct sentence: "the yolk of the egg is white" or "the yolk of the egg are white."</p>
<p>Healthy Me</p>	<p>How many star jumps/ squat thrusts/lunges can you do in a minute?</p> <p>Count how many and then try to better your total later on in the day – have you improved?</p>
<p>The activities below are supplementary and can be used to further extend learning opportunities whilst at home.</p>	
<p>Home Learning</p>	<p>Please look at your Home Learning grid. You should have a copy in your folder, if not visit the school website at https://www.newbridge.bathnes.sch.uk/ and go to the tab Classes and click on your class. Please plan and complete these activities throughout the duration of the school closure.</p>
<p>Termly Spellings</p>	<p>Please take time to learn spellings for future weeks and to re-visit past spellings. These can be found on the school website at https://www.newbridge.bathnes.sch.uk/ and go to the tab Classes and click on your class.</p> <p>Also, you can learn the Year 5/6 statutory words that we have provided for you. Concentrate on the spellings that you know you find tricky.</p> <p>Remember the ways in which we practice them each week in class:</p> <ul style="list-style-type: none"> • Writing them forwards and backwards • Writing the vowels in a different colour • Write them in a pyramid shape • Look, write, cover, check • Each letter could be a different colour • You could also find out their meaning by using a dictionary. • Can you write each one in a sentence?

National Curriculum Word Lists	Look in your Reading Log and find all of the spellings for your year group. How many of these can you learn? Can you write a sentence using the words?
Curriculum Overview	Take time to look at the Curriculum Overview for your year group. This can be found on the school website at https://www.newbridge.bathnes.sch.uk/ Go to the tab Key Information , go down the menu on the left hand side to Curriculum , go to Termly Overview and click on the one for your year group. Which aspects have you not yet covered in class? Talk to a grown up at home and decide on an aspect you would like to find out more about. This means that when you come back to school, you will be able to share something new.
Useful websites	Please see the useful websites list.

Well done for trying all of these areas of learning. Please can I ask that your parent sends a few lines in an email to let me know what you have completed today

All Year 6 communication to go through this email:

6b@newbridge.bathnes.sch.uk

Please look out for tomorrow's learning, from Mrs Amor and Mrs Button.