

Monday 18th May: Good morning Bee and Ladybird Class! We hope you've had a lovely weekend. The weather is looking really sunny this week, so we hope you manage to get outside!

Daily reading

We hope that you were able to access Oxford Owl <https://home.oxfordowl.co.uk/>. This week, there will be two stories to read, instead of just one. The first book is 'Dad, can you do this?' <https://www.oxfordowl.co.uk/api/interactives/24319.html>. Today, either use the audio or read the book to your child as they follow it along with their finger. Please let your class teacher know if you cannot access Oxford Owl and we will make alternative reading provision for you, or you could read your own stories.

Daily counting

Last week, we introduced you to number bonds between 11 and 15. Today, we would like you to practise your number bonds to 11. You could create a song, a dance or just write these down to help you remember.

Tricky words







Please take time to learn your tricky words. These can be found in your learning pack that we have sent home.


Concentrate on the words that you know you find tricky and choose a few words to practise each day. Here are some activities you may not have tried yet. Perhaps you could do one a day this week.

- Write the words on plastic bottles and play skittles! Read out the words you knock over.
- Stepping stones. Write the words on large pieces of paper shaped as stones. Every word that you jump on, have a go at reading out loud.
- Make a paper chain of tricky words.
- How many times can you use a tricky word in one sentence? For example; "the dog and the cat went to the park"
- Make and play your own game of 'roll it, read it', as shown below. Use words that your child isn't sure of yet.

Roll it, Read it, Phase 2 Tricky Words

Roll the die, read the number, choose a word from that column. If you can read it then cover it with a counter.
Who can get the most counters on the board?

					
the	no	go	into	to	I
no	go	into	to	I	the
go	into	to	I	the	no
into	to	I	the	no	go

<p>Daily Maths</p>	<p>This week, we are going to move on to doubling our numbers up to 10. Today, we would like you to make a doubling machine. There is an example of one below. Can you use this doubling machine to help you double numbers up to 5? E.g. double 1 is 2, double 2 is 4, double 3 is 6, double 4 is 8, double 5 is 10. It doesn't matter what objects that you use to double, as long as the visual aspect of seeing the objects become 2 times more is there. It would be great if you could write these number sentences down as well, so that you can see how we represent this in writing.</p> 
<p>Daily English/Phonics</p>	<p>Phonics:</p> <p>This week, we are beginning Phase 4 phonics. To begin, we are learning how to read CVCC words (consonant, vowel, consonant, consonant).</p> <p>Revisit: Play a flashcard game to revise sounds from Phase 2 and Phase 3.</p> <p>Teach: Teach reading CVCC words by writing ten on a whiteboard/piece of paper. Sound out the word and blend. Add the letter t to make tent. Sound it out again. Ask your child to join in. Repeat with bend, damp.</p> <p>Practise: Play 'Buried Treasure' – Phase 4 https://new.phonicsplay.co.uk/resources/phase/4/buried-treasure</p> <p>Apply: Write a sentence using one of these words: bump, milk, gums.</p> <p>Please do not move on to Phase 4 until your child is completely secure in Phase 2 and 3. You can always refer back to this planning when they are ready to move on.</p> <p>Writing:</p> <p>This week, we are going to write our own story. Today, we are going to come up with 3 characters. The main character, a sidekick, and the 'baddie'! Draw your pictures and have a go at writing their names!</p>
<p>Healthy Me</p>	<p>Can you make a rainbow of fruit and vegetables? You could make a real one or make a fruit and vegetable drawing!</p>
<p>Problem of the day</p>	<p>This week, we are going to create our very own sock puppet story! The first thing we need to do is come up with a character and a story line. Perhaps you could use your ideas from the writing task, or come up with a completely new one, in preparation for tomorrow's activity.</p>
<p>The activities below are supplementary and can be used to further extend learning opportunities whilst at home.</p>	
<p>EYFS Word Lists</p>	<p>Look in your Reading Log and find all of the spellings for EYFS. How many of these can you learn? Can you write a sentence using the words?</p>
<p>Home Learning</p>	<p>Please look at your Home Learning grid. Visit the school website at https://www.newbridge.bathnes.sch.uk/ and go to the tab Classes and click on your class.</p> <p>Please plan and complete these activities throughout the duration of the school closure.</p>
<p>Useful websites</p>	<p>Please see the useful websites list.</p>

Enquiry Research

Our enquiry this term is 'What is a story?'

You could create your own project book about your favourite stories, research where stories come from, or write a list of books to share with a friend. Perhaps you could even set up a 'book sharing' group between your classmates.

Well done for trying all of these areas of learning. Please can I ask that your parent sends a few lines in an email to let me know what you have completed today.

BEE CLASS: bees@newbridge.bathnes.sch.uk LADYBIRD CLASS: ladybirds@newbridge.bathnes.sch.uk

Please look out for tomorrow's learning. Well done from Miss Keane and Miss Mylan.