

**Monday 18<sup>th</sup> May:** *Good morning Year 2!*

*How was your weekend? We hope you stayed safe and active but also managed to spend some time with your family. Did you work out the answer to the riddle on Friday? There's a one-story house where everything is yellow. The doors are yellow, the walls are yellow and even the furniture is yellow. What colour are the stairs? The answer was... there are no stairs, it is a one-story house. A big well done if you managed to get that one correct. Did you know it is Mental Health Awareness week and the theme is kindness? Look out for the tasks we have set you in the 'Healthy Me' section based on kindness. We would love to see photos or hear how you have been kind to yourself or someone else this week. Check out today's tasks below. We hope you enjoy them!*

**Daily reading**

**Questions to support inference skills**

- Can you explain why.....?
- What do you think the author intended when they said.....?
- How does ..... make you feel?

**Top Tips:**

- Prior to reading, encourage your child to focus on the title of the book, the author, the illustrator and the front cover. Make predictions about what you think will happen in this book based on these factors. Afterwards, read the blurb and see if it gives you any further hints.
- Continue asking your child questions throughout the book but also encourage them to ask questions as this will further their understanding of the text.
- When you have finished the story, is your child able to retell the events the order in which they happened? If you are reading non-fiction, can they recall any interesting facts that they have read.

**Daily counting, number bonds or times tables**

**Number bonds to 100:**

20 + \_\_\_ = 100  
 90 + \_\_\_ = 100  
 55 + \_\_\_ = 100  
 23 + \_\_\_ = 100  
 100 = 82 + \_\_\_

Have a go at **hit the button** and put your skills to the test:

<https://www.topmarks.co.uk/maths-games/hit-the-button>

**Challenge:** Try this... 100 – 38 = \_\_\_

**Termly Spellings**

This week's spelling pattern focuses on words ending in – el

travel  
 squirrel  
 tunnel  
 busy  
 pretty  
 everybody

Give your child a set of word cards and a chart headed '–le' and '–el'. Ask them to read each word card and then put it into either the '–le' or '–el' column on a chart.

Here are some words you could use:

middle	tickle	apple	little
circle	table	giggle	puddle
camel	tunnel	towel	tinsel
parcel	angel	squirrel	label

**Daily Maths****Lesson 1:****2 digit Add and Subtract - Tens**

Draw dienes to complete the following calculations...

a)  $24 + 20 =$




a)  $34 - 20 =$

b)  $17 + 50 =$

b)  $57 - 20 =$

c)  $40 + 16 =$

c)  $46 - 40 =$

 = 30     = 10     = 40

Complete the calculations.

a)  +  =

b)  -  =

c)  -  =

**Challenge** – Create your own picture sentences with a key showing which number each picture represents and work out the answers. Base it on something you enjoy, for example things from Harry Potter e.g. a wand, an owl and a witches hat.

**Daily English/  
Phonics****Dictated sentence:**

Please read the following sentences to your child. Then re-read slowly one word at a time while your child writes the sentence.

***They knew it would be a struggle to climb to the top of the last mountain.***

Copy the following real and alien words, then put sound buttons on them. Press the buttons to read the words.

**dusterfly estimate wazzfully creation**

Put the following common exception words into sentences. Remember your punctuation.

**cold old both**

Optional game – <https://www.phonicstracker.com/games/AstronautOrAlien/index>

Please pick a phase suitable for your child's ability.

**Writing:**



Today, we are going to give you a list of words that we want you to ban from your writing this week. The idea is that with each word you will think of as many 'better' words as you can. Here is an example:

**Happy** cheerful overjoyed ecstatic delighted

Here is the list of words that are banned and you need to improve:

**sad big small said good bad**

Keep these lists for your writing throughout the week so you have a list of exciting vocabulary.

**Challenge** – Do not use any banned words in your writing this week!

**Healthy Me**



Can you remember when we showed random acts of kindness a few months back? Well this week is all about the importance of kindness and how we can be kind to others and ourselves. At the bottom of the page, you will find an optional 'Acts of Kindness' chart to record the number of kind things you do throughout the week. Remember no matter how small or large your act of kindness, the main thing is that you are having a positive effect on someone or something. Remember when we discussed the ripple effect kindness can have? We would love to hear about the different things you get up to.

**Day 1: Be kind to yourself**

Finish off these sentences to let everyone know why you are brilliant:

*Hi, my name is ...*  
*I am really happy when ...*  
*Something my friends like about me is...*  
*I am proud of ...*  
*My family love it when I...*  
*In school, I am good at...*  
*Something that makes me unique is...*

Do you have a large piece of paper or some cardboard you could re-use? Get an adult or an older sibling to help draw around you. Inside the outline of yourself, write down all of the things that make you special in different coloured pens. You'll be amazed by how many things you can think of.

*"Kindness is doing ordinary things with extraordinary love."*

**Problem of the day**

**Challenge** – Imagine you are in charge of designing a dinosaur theme park. Can you design a visual plan? Think carefully about making it safe for the public and the dinosaurs.



**Today's riddle** – What's really easy to get into, and hard to get out of?

**The activities below are supplementary and can be used to further extend learning opportunities whilst at home.**

**Home Learning**

Please look at your Home Learning grid for Term 5 on the school website at <https://www.newbridge.bathnes.sch.uk/> and go to the tab **Classes** and click on your class. Please plan and complete these activities throughout the duration of the school closure.

**National Curriculum Word Lists**

Look in your Reading Log and find all of the spellings for your year group. How many of these can you learn? Can you write a sentence using the words?

**Curriculum Overview**

Take time to look at the Curriculum Overview for your year group. This can be found on the school website at <https://www.newbridge.bathnes.sch.uk/> Go to the tab **Key Information**, go down the menu on the left hand side to **Curriculum**, go to **Termly Overview** and click on the one for your year group.

Talk to a grown up at home and decide on an aspect you would like to find out more about. This means that when you come back to school, you will be able to share something new.

**Useful websites**

Please see the useful websites list.

*We hope you had a successful day of learning and remember; some days you get more done than others, and that is completely fine. Don't forget to go outdoors and get some fresh air when you can. We look forward to hearing what you have been up to this week.*

2EO: [2eo@newbridge.bathnes.sch.uk](mailto:2eo@newbridge.bathnes.sch.uk) 2G: [2g@newbridge.bathnes.sch.uk](mailto:2g@newbridge.bathnes.sch.uk)

*From the Year 2 teachers*



Name .....

Date .....

# ACTS OF KINDNESS CHART

FOR NEWBRIDGE YEAR 2'S

*Every time you carry out an act of kindness, colour in a face. There are 25 emojis, see how many you can colour in!*

