




<p>Monday 22nd June. Another week 3OG and 3KC. I wonder what fun we are going to have this week? Please don't worry if you don't manage all of these activities set. We know some of you are doing your own amazing learning at home. We love hearing all about it.</p>	
<p>Daily reading</p>	<p>Today, please read whichever book you are reading at home for at least 20 minutes. Reading books is one thing but being able to answer questions about them is another skill. We do lots of this in class when doing whole class guided reading. Please find below the link to a comprehension text with questions.</p> <p>https://cdn.oxfordowl.co.uk/2019/07/30/08/32/31/36/Comprehension_7_years_Pugs_Questions.pdf</p>
<p>Daily times tables</p>	<p>Can you prepare a treasure hunt for someone in your family with the times table you are working on? Write a clue as to where it is, then at the top of the next clue they have to answer the times table question. If you are sure of the times table, you could write division calculations instead.</p>
<p>Daily Maths</p>	<p>Mental maths: Count in 8s starting at different numbers and write the next 4 numbers in the sequence.</p> <p>8, 16, 24, 32</p> <p>9, 17, 25, 33.....</p> <p>14, 22, 30, 38.....</p> <p>23, 31, 39, 47.....</p> <p>45, 53, 61, 69.....</p> <p>Capacity:</p> <p>Capacity is the total amount of fluid that can be contained in a container. It is the word we use when we are measuring liquids. We might say: 'What is the capacity of the liquid in that cup?' to which an answer would be given in millilitres.</p> <p>Here is a fun task to start.....</p> <p>https://www.bbc.co.uk/bitesize/articles/zhgsy9q</p> <p>Measuring fun: (if you are working without an adult please get their permission to do this.) Measure 100ml of water and put this in a container. Measure another 100ml and put it in a smaller tub. Measure another 100ml into a pot of your choice.</p> <p>What do you notice? Do they look like they are equal amounts or do they look different? Which one looks the least amount of water?</p> <p>Investigate: Choose 3 containers of different sizes. Does the tallest container always hold the most amount of water?</p> <div style="display: flex; justify-content: space-around; align-items: center;">   </div> <p>Can you explain your findings?</p>

<p>Daily English</p>	<p>Fix this sentence: the drawing was did by harry and he were very proud ov it</p>  <p>Become a rock star! Watch this..... https://www.bbc.co.uk/bitesize/topics/zity4wx/articles/zmx48xs If you are able to get out of your house (even in your garden or street,) go on a rock hunt. Try and collect at least 5 different types of rock. When you return to your house, please wash your hands thoroughly and place them on a tray.</p> <ul style="list-style-type: none"> • Observe rocks closely and discover that they have different qualities and features. • Group rocks in different ways according to their observable features. • Can you draw and label them? What are their similarities? Differences?
<p>Problem of the day</p>	<p>Can you create your own word search?</p> <ul style="list-style-type: none"> • Pick a theme of words (ball sports, type of flowers, favourite films, spellings.) • Draw your grid out (15 x 15 would be ideal) • Place your chosen words vertically, diagonally and backwards (write them at the bottom of the sheet) • Fill the grid in with random letters • Ask someone in your house to do the searching and cross them off your list.
<p>Healthy me</p>	<p>Learn an ancient Egyptian skill. Create a name sign for your bedroom written in hieroglyphics. https://www.kidspuzzlesandgames.co.uk/wp-content/uploads/2013/09/Hieroglyphics.pdf</p>
<p>The activities below are supplementary and can be used to further extend learning opportunities whilst at home.</p>	
<p>Home Learning</p>	<p>Please look at your Home Learning grid. Visit the school website at https://www.newbridge.bathnes.sch.uk/ and go to the tab Classes and click on your class. Please plan and complete these activities throughout the duration of the school closure.</p>
<p>Termly Spellings</p>	<p>Please take time to learn spellings for future weeks and to re-visit past spellings. These can be found on the school website at https://www.newbridge.bathnes.sch.uk/ and go to the tab Classes and click on your class.</p>
<p>National Curriculum Word Lists</p>	<p>Look in your Reading Log and find all of the spellings for your year group. How many of these can you learn? Can you write a sentence using the words?</p>
<p>Curriculum Overview</p>	<p>Take time to look at the Curriculum Overview for your year group. This can be found on the school website at https://www.newbridge.bathnes.sch.uk/ Go to the tab Key Information, go down the menu on the left hand side to Curriculum, go to Termly Overview and click on the one for your year group. Talk to a grown up at home and decide on an aspect you would like to find out more about. This means that when you come back to school, you will be able to share something new.</p>
<p>Useful websites</p>	<p>Please see the useful websites list.</p>
<p><i>Well done for trying all of these areas of learning. Please can I ask that your parent sends a few lines in an email to let me know what you have completed today</i></p> <p>3OG: 3og@newbridge.bathnes.sch.uk 3KC: 3kc@newbridge.bathnes.sch.uk</p> <p><i>Please look out for tomorrow's learning, from Mrs O'Gara, Mrs Keynes and Mrs Ross</i></p>	