

**Monday 27<sup>th</sup> April:**

Good morning Year 4. We hope that you had a great weekend. First things first, answers to the riddles: **a)** Put the pencil next to a wall **b)** Mash the potatoes **c)** Add a hole to the bucket. How many did you get correct or did you find alternative answers?

**Daily reading**

Today, please read for 30 minutes.  
If anyone at home has the opportunity to discuss this with you, please ask them to.  
This week we would like you to Research the Roman Baths Website to create a fun fact file.  
<https://www.romanbaths.co.uk/children-pages>  
There is a sheet with information (text at bottom of page) about the Roman Baths to help. Highlight any words you don't know and find out what they mean.

**Daily times tables**

Please continue to learn your year group times tables: 6x, 7x, and 9x.  
If these are a bit tricky, please work on your 2x, 5x and 10x or 3x, 5x and 8x.  
How are you getting on with your times tables? Do you know them all yet? Which ones do you need to work on? Choose one of these times tables and write them out and stick them up somewhere you will see them every day. Can you master them by the end of the week?  
Times tables website: <https://www.timestables.co.uk/>

**Termly Spellings**

Please take time to learn spellings for future weeks and to re-visit past spellings.  
These can be found on the school website at <https://www.newbridge.bathnes.sch.uk/> and go to the tab **Classes** and click on your class.  
Using the words and writing them down are the best ways to learn them. Activities you could do are:

- Find the meaning of the words
- Put the words into sentences
- If there is a pattern, how many words you can find with the same pattern
- Draw pictures of the what the words mean with the word in the picture
- Create a word search
- Create a crossword
- Test your parents!

**Daily Maths**

This week we want you to focus on subtraction using mental and formal written methods.  
Today, we have found a variety of games which we think will support and help develop your subtraction skills. If you get stuck, work the questions out on paper. These games can be used all week.

**How to subtract – instructional videos:**

<https://www.khanacademy.org/math/cc-2nd-grade-math/cc-2nd-add-subtract-1000>

**Support Games for first steps to subtraction:**

<https://www.ictgames.com/mobilePage/vertical/>  
<https://www.topmarks.co.uk/Flash.aspx?a=activity11>  
[https://mathsframe.co.uk/en/resources/resource/289/KS2\\_Maths\\_Invaders](https://mathsframe.co.uk/en/resources/resource/289/KS2_Maths_Invaders)  
[https://www.mathplayground.com/superhero\\_subtraction.html](https://www.mathplayground.com/superhero_subtraction.html)  
<https://www.splashlearn.com/subtraction-games>

**Subtraction Missing numbers:**

<https://nir.mathgames.com/skill/KS2.181-fill-in-the-missing-digits>  
[https://www.mathplayground.com/brain\\_workouts/brain\\_workout\\_01\\_subtraction.html](https://www.mathplayground.com/brain_workouts/brain_workout_01_subtraction.html)  
<https://www.topmarks.co.uk/maths-games/subtraction-grids>

**Word Problems:**


<https://nir.mathgames.com/skill/KS2.147-choose-numbers-with-a-particular-difference>  
<https://www.iknowit.com/lessons/c-word-problems-choose-the-operation-add-subtract.html>  
<https://www.education.com/game/3-digit-subtraction-word-problems/>


**Challenges:**

<https://nir.mathgames.com/skill/KS2.178-subtraction-with-numbers-up-to-5000000>

**Estimation Games with Subtraction (Subtract tens, hundreds, thousands):**

<https://www.mathsisfun.com/numbers/estimation-game.php>  
<https://www.abcya.com/games/estimating>



<p><b>Daily English</b></p>	<p><b>SPAG:</b> Watch the imperative verb song <a href="https://www.youtube.com/watch?v=oApd0goKJDM">https://www.youtube.com/watch?v=oApd0goKJDM</a>          Look at the sentences and put in the missing bossy verb.          1..... off the light. 2..... the milk into the glass. 3..... together thoroughly.          Imperative verbs (bossy) give instructions, they tell people what to do. Can you think of a situation when you might need to use a bossy verb?</p> <p><b>Day 1:</b> This week, in English, we are studying and looking at instructions. So today, could you write a set of clear instructions to wash your hands correctly? We have all had a lot of practise at this over the last few weeks and should be experts.  <a href="https://www.nhs.uk/video/pages/how-to-wash-hands.aspx">https://www.nhs.uk/video/pages/how-to-wash-hands.aspx</a></p> <p><b>Key features of instructions</b>  <b>Introduction:</b> Make it a clear heading and clear objective.  <b>Materials:</b> What you will need.  <b>Method:</b> In subheadings step by step (in order): short and snappy, second person (you), Bossy verbs like chop, cut, fold, rinse, bullet points or numbers.  <b>Time openers:</b> then, next, first.          Diagrams or pictures or photos  <b>Extras:</b> warnings, tips, safety information, conclusion, what to do next.          Practise first and take notes as you wash your hands. Maybe you could write it for an older or younger member of the family?</p>
<p><b>Healthy Me</b></p>	<p>Remember to exercise regularly. From your emails, I know that you have been exercising in a whole variety of ways: running, cycling, dancing, climbing and home-made assault courses!          Don't forget that Joe Wicks is delivering a 30 minute PE lesson every day and it hurts, I mean works!  <a href="https://www.youtube.com/user/thebodycoach1">https://www.youtube.com/user/thebodycoach1</a></p> 
<p><b>Problem of the day</b></p>	<p>Can you find these things but they all have to start with the letter 'G':          1) A fruit. 2) An African country. 3) A musical instrument. 4) An Irish city. 5) A type of rodent.</p>
<p><b>The activities below are supplementary and can be used to further extend learning opportunities whilst at home.</b></p>	
<p><b>Home Learning</b></p>	<p>Please look at your Home Learning grid.          Visit the school website at <a href="https://www.newbridge.bathnes.sch.uk/">https://www.newbridge.bathnes.sch.uk/</a> and go to the tab <b>Classes</b> and click on your class.          Please plan and complete these activities throughout the duration of the school closure.</p>
<p><b>National Curriculum Word Lists</b></p>	<p>Look in your Reading Log and find all of the spellings for your year group. How many of these can you learn? Can you write a sentence using the words?</p>
<p><b>Curriculum Overview</b></p>	<p>Take time to look at the Curriculum Overview for your year group. This can be found on the school website at <a href="https://www.newbridge.bathnes.sch.uk/">https://www.newbridge.bathnes.sch.uk/</a> Go to the tab <b>Key Information</b>, go down the menu on the left hand side to <b>Curriculum</b>, go to <b>Termly Overview</b> and click on the one for your year group.          Talk to a grown up at home and decide on an aspect you would like to find out more about. This means that when you come back to school, you will be able to share something new.</p>
<p><b>Useful websites</b></p>	<p>Please see the attached sheet for many useful websites</p>

*Well done for trying all of these areas of learning. Please can I ask that your parent sends a few lines in an email to let me know what you have completed today.*

4H: [4h@newbridge.bathnes.sch.uk](mailto:4h@newbridge.bathnes.sch.uk) 4C: [4c@newbridge.bathnes.sch.uk](mailto:4c@newbridge.bathnes.sch.uk)

*Please look out for tomorrow's learning, from Mr Hempleman and Mr Cumpson*

## Roman Bath houses

The Roman Bath house was the social heart of the Roman community and people would go not only to bathe, but also to conduct business and socialize with friends.

Baths were very important to the Romans and all citizens used the baths on a daily basis.

They could then relax and watch the entertainment on offer and eat. All cities in the Roman Empire had fresh water supplies and Roman citizens were encouraged to keep clean.



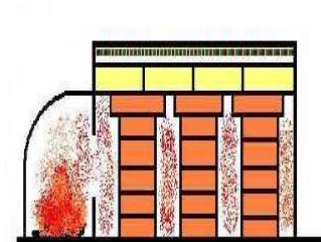
### What did the Romans do at the baths?

Before bathing the Romans would exercise. They did things such as running, mild weightlifting, wrestling, and swimming.

After exercise they rubbed perfumed oil on themselves which they would then scrape off with a strigil. They would then use the various baths.

### How were the pools heated?

The pool was heated by the hypocaust. This heating system was below ground and heated by a fire. The fire then heated the water which was then transported by pipe to the pool.



### Source 1 Lucius Seneca writing about the Roman Baths

I live over the public baths, it's sickening. First there are strongmen doing their exercises grunting and moaning. Next the lazy ones having a massage. I hear someone being slapped on their shoulders. What about the ones who leap in the pool, making a huge splash?