

Monday 29th June:

Good morning Year 1. We hope you had a good weekend. Did you manage to guess the answer to Friday's riddle? The answer was **a newspaper**. Did you know that by order of Julius Caesar, in around 59BC, a daily bulletin of announcements was published carved in stone or metal and displayed in public places? I wonder what it said! Keep working hard and trying your best!

Daily reading

Today, please read a book of your choice for 10 minutes then spend 5 minutes retelling what you have read and answering questions about it. Please ask an adult to help you with this.

Can you spot any words in your book that describe something?

Optional online book -

Silly Games - <https://www.oxfordowl.co.uk/api/interactives/29276.html>

Daily counting, number bonds or times tables

Count forwards and backwards to 100.

Use 100 square from your packs

Count forward from 62 to 76

Count back from 44 to 38

Repeat with other numbers.

Can you say the numbers without using your 100 square?

Termly Spellings

Please take time to learn spellings for future weeks and to re-visit past spellings.

These can be found on the school website at <https://www.newbridge.bathnes.sch.uk/> and go to the tab **Classes** and click on your class.

You might like to try this method of learning words, it forces you to think of each letter separately.

p
p y
p y r
p y r a
p y r a m
p y r a m i
p y r a m i d

Daily Maths

Counting to 100

You will need: 100 square.

Remember: To count up in ones, count on **along** the rows of the 100 square.

Use the 100 square to find the mistake in this sequence:

47, 48, 49, 50, 51, 61, 53, 54, 55

(Starting from 47 and counting along the rows you get to 52, not 61.)

Remember: To count up in tens, count **down** the columns of the 100 square

Practise counting up and down in tens by counting up and down the rows.

Trace your finger along the column with the following numbers.











10, 20, 30, 40, 50, 60, 70, 80, 90, 100

7, 17, 27, 37, 47, 57, 67, 77, 87, 97

95, 85, 75, 65, 55, 45, 35, 25, 15, 5

Look at the muddy 100 square below. What numbers are hidden?

Oh no! The hundred square has got dirty. Which numbers are hiding under the mud?

1		3	4	5	6	7	8	9	10
11	12	13	14	15	16	17	18		20
21	22	23		25	26	27	28	29	30
	32	33	34	35	36	37	38	39	40
41	42		44	45	46	47	48	49	50
51	52	53	54		56	57	58	59	60
61	62	63	64	65	66	67		69	70
71	72	73	74	75		77	78	79	80
81	82	83	84	85	86		88	89	90
91	92	93	94	95	96	97	98	99	

Adult puts counters on some of the numbers on your 100 square.

Guess what numbers are hiding.

Challenge: cover consecutive numbers to make it harder to guess.

Daily English/ Phonics

Writing:

Share the story of 'Brian Bear's Picnic!' (attached) with a grown-up and talk together about the story. Now, write some sentences about what you liked best about the story and why.

Remember to include a capital letter, finger spaces and full stop for each sentence, and remember that special word **because** to explain your thinking.

Dictated sentence:

Please read the sentence to your child. Then re-read slowly, one word at a time while your child writes the sentence.

Children make models from clay.

Extension – Can you extend your sentence using **and/because/when**?

Copy the following real and alien words, then put sound buttons on them. Press the buttons to read the words.

pie floy crayon chirt

Play Quick Write. How many times can you write each word in a minute?

love come some

Optional game – Phonics Play - <https://www.phonicsplay.co.uk/resources/phase/5/picnic-on-pluto>

The site gives free log in details on its home page. Aim to play at Phase 5 but play at an easier level if your child finds it too tricky.

Healthy Me

Cosmic Kids Yoga – Spider Power - <https://www.youtube.com/watch?v=fnO-IGEMOXk>

Superhero yoga - Build superhero strength and have fun with yoga.

Problem of the Day	<p>Challenge – Can you build a Noughts and Crosses game? You could use different coloured blocks or bottle tops for the game's pieces. Use Lego, blocks, recycling objects (make sure you check with an adult if they are clean and safe to use) to build your game.</p> <p>Riddle - What begins with an 'E' but only has one letter?</p>
---------------------------	---

The activities below are supplementary and can be used to further extend learning opportunities whilst at home.

Home Learning	<p>Please look at your Home Learning grid.</p> <p>Visit the school website at https://www.newbridge.bathnes.sch.uk/ and go to the tab Classes and click on your class.</p> <p>Please plan and complete these activities throughout the duration of the school closure.</p>
National Curriculum Word Lists	<p>Look in your Reading Log and find all of the spellings for your year group. How many of these can you learn?</p> <p>Can you write a sentence using the words?</p>
Curriculum Overview	<p>Take time to look at the Curriculum Overview for your year group. This can be found on the school website at https://www.newbridge.bathnes.sch.uk/ Go to the tab Key Information, go down the menu on the left hand side to Curriculum, go to Termly Overview and click on the one for your year group.</p> <p>Talk to a grown up at home and decide on an aspect you would like to find out more about. This means that when you come back to school, you will be able to share something new.</p>
Useful websites	<p>Please see the useful website list.</p>

Well done for trying all of these areas of learning. Please can I ask that your parent sends a few lines in an email to let us know what you have completed today.

1DE: 1de@newbridge.bathnes.sch.uk

1R: 1r@newbridge.bathnes.sch.uk

Please look out for tomorrow's learning, from Mrs Dinsdale, Mrs Earle and Ms Rhodes.