

**Monday 29<sup>th</sup> June:** Good Morning Year 4. We hope that you had a really relaxing weekend. This week, we are going to be looking at shape in maths and letter writing in English. Here are the answers to last week's riddles:

Wednesday's A) **Plates and silverware** B) **A cold**  
Thursday's C) **Cupcake or Hiccup** D) **Rubber band**

Have a great day, Mr H and Mr C

**Daily reading**

Today, please read for 30 minutes. If anyone at home has the opportunity to discuss this with you, please ask them to.  
Please read **Oops Dragon's Apology Letter** at the end of the text. Highlight any words you do not know and find their meaning.

**Daily times tables**

Please continue to learn your year group times tables: 6x, 7x and 9x.  
If these are a bit tricky, please work on your 2x, 5x and 10x or 3x, 5x and 8x.

Look at the number grid, can you look at how times tables relate to number sequences?

Try and look for multiples of different numbers on different number squares so you can see the number patterns.

Times tables website: <https://www.timestables.co.uk/>

|    |    |    |    |    |    |    |    |    |     |
|----|----|----|----|----|----|----|----|----|-----|
| 1  | 2  | 3  | 4  | 5  | 6  | 7  | 8  | 9  | 10  |
| 11 | 12 | 13 | 14 | 15 | 16 | 17 | 18 | 19 | 20  |
| 21 | 22 | 23 | 24 | 25 | 26 | 27 | 28 | 29 | 30  |
| 31 | 32 | 33 | 34 | 35 | 36 | 37 | 38 | 39 | 40  |
| 41 | 42 | 43 | 44 | 45 | 46 | 47 | 48 | 49 | 50  |
| 51 | 52 | 53 | 54 | 55 | 56 | 57 | 58 | 59 | 60  |
| 61 | 62 | 63 | 64 | 65 | 66 | 67 | 68 | 69 | 70  |
| 71 | 72 | 73 | 74 | 75 | 76 | 77 | 78 | 79 | 80  |
| 81 | 82 | 83 | 84 | 85 | 86 | 87 | 88 | 89 | 90  |
| 91 | 92 | 93 | 94 | 95 | 96 | 97 | 98 | 99 | 100 |

**Termly Spellings**

Please take time to learn spellings for future weeks and to re-visit past spellings. These can be found on the school website at <https://www.newbridge.bathnes.sch.uk/> and go to the tab **Classes** and click on your class.

Using the words and writing them down are the best ways to learn them. Activities you could do are:

- Find the meaning of the words
- Put the words into sentences
- If there is a pattern, how many words you can find with the same pattern
- Draw pictures of the what the words mean with the word in the picture
- Create a word search
- Create a crossword
- Test your parents!

**Daily Maths**

This week is all about shape and we're starting with angles. Watch this video about different angles:

<https://www.bbc.co.uk/bitesize/topics/zb6tyrd/articles/zg68k7h>


Write a definition of each type of angle in your books.

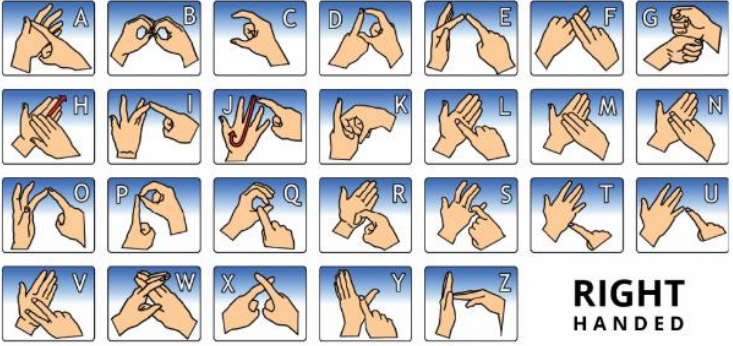
Next, we would like you to make a right angle finder like the one shown opposite. Of course, you can be creative in your styling!

We would then like you make a table showing acute, right and obtuse angles. Then going outside, weather permitting, use right angle finder to find objects that have a range of these angles.

**Challenge:** You could include reflex angles and guess the actual size of the angles you are measuring. Can you find a way to measure the angles accurately?



|                             |   |  |
|-----------------------------|---|--|
| <p><b>Daily English</b></p> | <p>This week is all about writing letters. We are going to start with formal letters. Watch this video to see how to present a formal letter. <a href="#">How to write a formal letter BBC</a></p> <p>Today, we would like you to write down all the key features of writing a formal letter.</p> <p>We want you to write a formal letter to Ms Kennaugh about what you have missed about school and what you are looking forward when you come back on the 15<sup>th</sup> July.</p> <p>To start the process, we want you to plan what you will write in each paragraph. You can use a list, bullet points, a mind map or any way that will help you organise your thoughts.</p> |  |
|-----------------------------|---|--|

|                          |  |   |
|--------------------------|--|---|
| <p><b>Healthy Me</b></p> | <p>Learn how to fingerspell using British sign language. Get a friend or family member to learn too so you can have conversations!</p> | <div style="text-align: center;"> <p><b>BRITISH SIGN LANGUAGE - FINGERSPELLING</b></p>  </div> <p><a href="https://www.british-sign.co.uk/fingerspelling-alphabet-charts/">https://www.british-sign.co.uk/fingerspelling-alphabet-charts/</a></p> |
|--------------------------|--|---|

|                                  |   |
|----------------------------------|---|
| <p><b>Problem of the Day</b></p> | <p>Can you find these things but they all have to start with the letter 'U'.</p> <p>A) Musical instrument   B) Mythical creature   C) Country   D) Someone who is in charge of a game<br/>E) Protection from rain</p> |
|----------------------------------|---|

**The activities below are supplementary and can be used to further extend learning opportunities whilst at home.**

|                             |   |
|-----------------------------|---|
| <p><b>Home Learning</b></p> | <p>Please look at your Home Learning grid.</p> <p>Visit the school website at <a href="https://www.newbridge.bathnes.sch.uk/">https://www.newbridge.bathnes.sch.uk/</a> and go to the tab <b>Classes</b> and click on your class.</p> <p>Please plan and complete these activities throughout the duration of the school closure.</p> |
|-----------------------------|---|

|  |   |
|--|---|
| <p><b>National Curriculum Word Lists</b></p> | <p>Look in your Reading Log and find all of the spellings for your year group. How many of these can you learn? Can you write a sentence using the words?</p> |
|--|---|

|                                   |   |
|-----------------------------------|---|
| <p><b>Curriculum Overview</b></p> | <p>Take time to look at the Curriculum Overview for your year group. This can be found on the school website at <a href="https://www.newbridge.bathnes.sch.uk/">https://www.newbridge.bathnes.sch.uk/</a> Go to the tab <b>Key Information</b>, go down the menu on the left hand side to <b>Curriculum</b>, go to <b>Termly Overview</b> and click on the one for your year group.</p> <p>Talk to a grown up at home and decide on an aspect you would like to find out more about. This means that when you come back to school, you will be able to share something new.</p> |
|-----------------------------------|---|

|                               |   |
|-------------------------------|---|
| <p><b>Useful websites</b></p> | <p>Please see the useful websites list.</p> |
|-------------------------------|---|

*Well done for trying all of these areas of learning. Please can I ask that your parent sends a few lines in an email to let me know what you have completed today.*

4H: [4h@newbridge.bathnes.sch.uk](mailto:4h@newbridge.bathnes.sch.uk)   4C: [4c@newbridge.bathnes.sch.uk](mailto:4c@newbridge.bathnes.sch.uk)

*Please look out for tomorrow's learning, from Mr Hempleman and Mr Cumpson*

# Oops Dragon's Apology Letter




24<sup>th</sup> December 2019

Dragon Annexe  
The King's Bakery  
Magical Kingdom

Dear Villagers,

I am writing to say sorry for the problems I have caused you this week. I want you all to know that I did not mean to ruin your fun and hope that you will read this letter, as I try to explain what happened.

Firstly, I had never seen snow before so my friend took me out for a walk. I loved feeling the snow crunching under my feet and catching snowflakes on my tongue. When we arrived back home, I saw some children making a snowman. They were putting stones on his body as buttons and had added a scarf. I ran over to help them add a carrot for a nose, but when I reached them, the snowman had disappeared and all that was left was the scarf and stones. The children were very angry. I didn't understand what had happened until my friend explained that snow melts if it gets warm.



Later on, I saw lots of my friends skidding around on the pond. They were shouting and laughing and I wanted to join in with the fun. As I stepped on the pond, I slipped. As I was falling, I screamed and some fire accidentally came out of my mouth. I found out that ice can melt too. I am very sorry that the children fell into the water and glad that no one got hurt.

I have learnt to be very careful around snow and ice from now on.



I was looking forward to seeing the castle all decorated, so when the time came to unveil the Christmas tree, I covered my mouth with a scarf so that no fire could escape. Sadly, the fire came out of my ears instead and burned the beautiful decorations and the tree. I felt so embarrassed; I decided to stay at home so that I couldn't spoil anything else.

Yesterday, my friend came around to try to cheer me up. She had a brilliant idea about what I can do to make it up to you all. I can't wait to show you what we have planned and I promise I won't cause any more damage.

Sorry again.

Yours faithfully,  
Oops Dragon

