

**Thursday 17<sup>th</sup> July:**

*Good morning Year 2!*

*How did you get on with yesterday's riddle? - What do you call a dinosaur that is sleeping? The answer is a dino-snore!  
 Great work if you were able to get this right.*

**Fun fact of the day** – *Hummingbirds are the smallest birds; they got their name from the sound created by their rapidly beating wings. With the help of an adult, perhaps you could try this hummingbird origami...*

<https://www.youtube.com/watch?v=gn2iLmwvZPk>

*Have a lovely day and enjoy your activities.*

**Daily reading**

**Recommended Summer Reads:**

- The Koala Who Could – Rachel Bright
- World In Danger: Tomorrow could be a very different day – Frankie Morland
- Fantastically Great Women Who Changed The World – Kate Pankhurst
- Do You Love Bugs? – Matt Robertson
- Code 7: Cracking the Code for an Epic Life – Bryan R. Johnson
- Health Heroes: The People Who Took Care of the World – Emily Sharratt
- Mary Poppins – P.L. Travers
- The Ickabog – J.K. Rowling
- A Bite in the Night – Julian Gough
- The Storm Whale – Benji Davies
- The Boy Who Made the World Disappear – Ben Miller
- The Worst Class in the World – Joanna Nadin
- Stars Before Bedtime - Dr. Jessamy Hibberd
- Take Me Outdoors: A Nature Journal for Young Explorers – Mary Richards

**Top Tips:**

- Prior to reading, encourage your child to focus on the title of the book, the author, the illustrator and the front cover. Make predictions about what you think will happen in this book based on these factors. Afterwards, read the blurb and see if it gives you any further hints.
- Continue asking your child questions throughout the book but also encourage them to ask questions as this will further their understanding of the text.
- When you have finished the story, is your child able to retell the events in the order in which they happened? If you are reading non-fiction, can they recall any interesting facts that they have read?

**Daily counting, number bonds or times tables**

**Times Table Speed Test:**

- Time how fast you can fill in the blanks
- 1 x 2 =
- 5 x 2 =
- 7 x 2 =
- 2 x \_\_\_ = 22
- 2 x \_\_\_ = 14
- \_\_\_ x 2 = 8
- 2 ÷ 2 =
- 18 ÷ 2 =
- 10 ÷ 2 =
- 12 x 2 =

**Termly Spellings**

This week's spelling pattern focuses on the **u** sound spelt '**o**'

- n**o**thing
- b**o**ther
- m**o**ther
- o**ther
- b**o**reak
- a**o**nyone

**Correct the misspelt words...**

On Munday I went to visit my muther and my bruther. There was nothing to eat in the house so I set off to see if my uther brother had sum cakes.

**Daily Maths**

Remember you can log in to Maths with Parents: [www.mathswithparents.com](http://www.mathswithparents.com). If you haven't registered before, log in as a parent with your child's details and the class code - **2EO = 717743**    **2G = 633030**


**Measurement: Compare Durations of Time:**

Today, you are going to be ordering times from the longest to shortest and vice versa. You could explore ways to work out durations of time most efficiently, including using empty number lines and using your knowledge that there are 60 minutes in an hour.

**Questions for thinking:**


- Which is longer 2 minutes or 1 hour?
- How can you order the times?
- How many minutes does each TV show last?
- How can we count the minutes efficiently?
- How much longer is ..... than .....
- How can we efficiently work out the length of time each person works?

**Task:**

 Circle the longest time.

1 hour	40 minutes	Half an hour
55 minutes	Three quarters of an hour	35 minutes


Can you order the times from longest to shortest?

 Use the table to complete the sentences.

TV Show	Starts	Ends
Pop World	3 o' clock	Twenty to 4
Animal Patrol	Half past 6	Five to 7
Super Cars	Quarter past 8	Five past 9

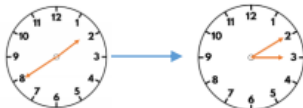
\_\_\_\_\_ is the shortest TV show.

\_\_\_\_\_ is longer than \_\_\_\_\_ and \_\_\_\_\_

 Joe works from half past 10 until 3 o' clock.  
Emma works from 9 o' clock until half past 12  
Who works the longest amount of time?

**Challenge:**

The clocks show the start and end time of the film Super Dog.



The film Crazy Cat starts at quarter past 1 and ends at quarter to 3

Teddy says,



Super Dog must be the longest film, because it ends the latest.

Do you agree with Teddy?  
Explain why.

**Daily English/  
Phonics**

**Dictated sentence:**

Please read the following sentence to your child. Then re-read slowly one word at a time while your child writes the sentence.

*Last night a dragon flew through the dark, gloomy sky.*

Copy the following real and alien words, then put sound buttons on them. Press the buttons to read the words.

linger    ingurgant    pretending    clexgrogler

Put the following common exception words into sentences. Remember your punctuation.

poor    pretty    because    people

**Optional extra:** <https://www.phonicsbloom.com/>

Choose phase and a game which is suitable for your child.

**Writing:**

Watch this short clip:

<https://www.youtube.com/watch?v=07d2dXHYb94>



#Pip #PipFilm #SEGuideDogs  
Pip | A Short Animated Film

**Now write down the answers to these questions:**

- Which university does Pip attend?
- Name three things that Pip is unable to do?
- What happens on Exam Day?
- What is the name of the dog that Pip looks up to?
- How does this story make you feel?



Here is an image of a real-life guide dog called Bolt.

### Healthy Me

#### Sushi sandwich rolls:

Are you bored of your average triangular or rectangular sandwiches? Then look no further than these 4 fun sushi sandwich roll-ups recipes. There are lots of different fillings so there is a flavour for everyone!



Follow this link for a step by step guide:

<https://www.eatsamazing.co.uk/family-friendly-recipes/recipes-for-lunch-boxes/4-fun-sushi-sandwich-roll-ups-recipes>

### Problem of the Day

#### Balloon Farm:

Have you got any spare birthday balloons in the cupboard? Make a balloon animal farm.



**Today's riddle** – How do you make 'one' disappear by adding to it?

**The activities below are supplementary and can be used to further extend learning opportunities whilst at home.**

<b>Home Learning</b>	<p>Please look at your Home Learning grid for Term 6 on the school website at <a href="https://www.newbridge.bathnes.sch.uk/">https://www.newbridge.bathnes.sch.uk/</a> and go to the tab <b>Classes</b> and click on your class.</p> <p>Please plan and complete these activities throughout the duration of the school closure.</p>
<b>National Curriculum Word Lists</b>	<p>Look in your Reading Log and find all of the spellings for your year group. How many of these can you learn? Can you write a sentence using the words?</p>
<b>Curriculum Overview</b>	<p>Take time to look at the Curriculum Overview for your year group. This can be found on the school website at <a href="https://www.newbridge.bathnes.sch.uk/">https://www.newbridge.bathnes.sch.uk/</a> Go to the tab <b>Key Information</b>, go down the menu on the left hand side to <b>Curriculum</b>, go to <b>Termly Overview</b> and click on the one for your year group.</p> <p>Talk to a grown up at home and decide on an aspect you would like to find out more about. This means that when you come back to school, you will be able to share something new.</p>
<b>Useful websites</b>	<p>Please see the useful websites list.</p>

Well done for trying all of these areas of learning. Please can I ask that your parent sends a few lines in an email to let us know what you have completed today?

2EO: [2eo@newbridge.bathnes.sch.uk](mailto:2eo@newbridge.bathnes.sch.uk) 2G: [2g@newbridge.bathnes.sch.uk](mailto:2g@newbridge.bathnes.sch.uk)

*From the Year 2 teachers*