

Thursday 16th July: Good morning Year 4. It was amazing seeing you all yesterday and it was a reminder of how brilliant you all are. How did you get on with writing your adventure stories? What wonderful adventures have you created for the reader to go on? The one thing that can ruin a story is if it is full of mistakes, so today it is time to edit. Did you make your own salt dancer? Which song made the salt really move? Have a terrific Thursday.

Mr H and Mr C

Daily reading

Today, please read for 30 minutes. If anyone at home has the opportunity to discuss this with you, please ask them to.

We have been reading David Walliams stories, now let's read about the man himself then answer the questions. (Text attached to the bottom of the Daily Learning)

Daily times tables

Please continue to learn your year group times tables: 6x, 7x and 9x
If these are a bit tricky, please work on your 2x, 5x and 10x or 3x, 5x and 8x.

Look at the number grid, and look at how times tables relate to number sequences. Try and look for multiples of different numbers on different number squares so you can see the number patterns.

Times tables website: <https://www.timestables.co.uk/>

1	2	3	4	5	6	7	8	9	10
11	12	13	14	15	16	17	18	19	20
21	22	23	24	25	26	27	28	29	30
31	32	33	34	35	36	37	38	39	40
41	42	43	44	45	46	47	48	49	50
51	52	53	54	55	56	57	58	59	60
61	62	63	64	65	66	67	68	69	70
71	72	73	74	75	76	77	78	79	80
81	82	83	84	85	86	87	88	89	90
91	92	93	94	95	96	97	98	99	100

Termly Spellings

Please take time to learn spellings for future weeks and to re-visit past spellings.

These can be found on the school website at <https://www.newbridge.bathnes.sch.uk/> and go to the tab **Classes** and click on your class.

Using the words and writing them down are the best ways to learn them. Activities you could do are:

- Find the meaning of the words
- Put the words into sentences
- If there is a pattern, how many words can you find with the same pattern?
- Draw pictures of what the words mean with the word in the picture
- Create a word search
- Create a crossword
- Test your parents!

Daily Maths

Four rules: Division Remainders

Here is a video and some exercises to remind you about remainders:

[Division Remainders BBC Bitesize](#)

Today, we want you to problem solve numbers that are multiples but also may have remainders.

I'm thinking of a number.

My number is both a multiple of 5 and a multiple of 6.

What could my number be?

What else could it be?

What is the smallest number it could be?



I'm thinking of a number.


My number is a multiple of 4, 5 and 6.

What could my number be?

What else could it be?

What is the smallest number it could be?

	<p>These are a little trickier: I'm thinking of a number that is 1 more than a multiple of 7. My friend is thinking of a number that is 1 more than a multiple of 4. Could we be thinking of the same number? I'm thinking of a number that is 3 more than a multiple of 5. My friend is thinking of a number that is 8 more than a multiple of 10. Could we be thinking of the same number?</p> <p>I'm thinking of a number that is 3 more than a multiple of 6. My friend is thinking of a number that is 2 more than a multiple of 4. Could we be thinking of the same number?</p> <p>Can you think of your own number riddles based on numbers that have remainders? Write one or two and test a family member or a friend.</p> <p>CHALLENGE: We know that When 59 is divided by 5, the remainder is 4 When 59 is divided by 4, the remainder is 3 When 59 is divided by 3, the remainder is 2 When 59 is divided by 2, the remainder is 1</p> <p>Can you find a number with the property that when it is divided by each of the numbers 2 to 10, the remainder is always one less than the number it is has been divided by?</p> <p>Can you find the smallest number that satisfies this condition?</p>
<p>Daily English</p>	<p>Adventure Stories: Here is a video and a series of exercises to show you the importance of editing writing.</p> <p>Editing and Proofreading BBC</p> <p>Today, you are going to edit your adventure stories. Look at your plan and check that you have included everything.</p> <p>Read through your story carefully. Remember to check:</p> <ul style="list-style-type: none"> • Spellings • Punctuation (have you included inverted commas for speech) • Sentence structure (start your sentences in different ways) • Vocabulary choice (adjectives, adverbs, verbs) use a thesaurus to help you. <p>Collins Thesaurus Online</p> 
<p>Healthy Me</p>	<p>Scent Trail: Go to a nearby wood or park and try to find the smelliest plant that you can. Then try to use words like beautiful/ugly, nice/stinky, strong/weak, flowery/spicy, sweet/savoury when describing it.</p> 

<p>Problem of the Day</p>	<p>Can you solve these anagrams of words associated with science?</p> <table border="0"> <tr> <td>lyterieccit</td> <td>electricity</td> </tr> <tr> <td>egrnye</td> <td>energy</td> </tr> <tr> <td>blicede</td> <td>decibel</td> </tr> <tr> <td>cfroe</td> <td>force</td> </tr> <tr> <td>dsoil</td> <td>solid</td> </tr> <tr> <td>turcciu</td> <td>circuit</td> </tr> </table>  <p>Can you make up some science anagrams of your own to test on someone at home?</p>	lyterieccit	electricity	egrnye	energy	blicede	decibel	cfroe	force	dsoil	solid	turcciu	circuit
lyterieccit	electricity												
egrnye	energy												
blicede	decibel												
cfroe	force												
dsoil	solid												
turcciu	circuit												

The activities below are supplementary and can be used to further extend learning opportunities whilst at home.

<p>Home Learning</p>	<p>Please look at your Home Learning grid. Visit the school website at https://www.newbridge.bathnes.sch.uk/ and go to the tab Classes and click on your class.</p> <p>Please plan and complete these activities throughout the duration of the school closure.</p>
<p>National Curriculum Word Lists</p>	<p>Look in your Reading Log and find all of the spellings for your year group. How many of these can you learn? Can you write a sentence using the words?</p>
<p>Curriculum Overview</p>	<p>Take time to look at the Curriculum Overview for your year group. This can be found on the school website at https://www.newbridge.bathnes.sch.uk/ Go to the tab Key Information, go down the menu on the left hand side to Curriculum, go to Termly Overview and click on the one for your year group.</p> <p>Talk to a grown up at home and decide on an aspect you would like to find out more about. This means that when you come back to school, you will be able to share something new.</p>
<p>Useful websites</p>	<p>Please see the useful websites list.</p>

Well done for trying all of these areas of learning. Please can I ask that your parent sends a few lines in an email to let me know what you have completed today.

4H: 4h@newbridge.bathnes.sch.uk 4C: 4c@newbridge.bathnes.sch.uk

Please look out for tomorrow's learning, from Mr Hempleman and Mr Cumpson

David Walliams



Who Is David Walliams?

David Walliams is a comedian, actor and author. He is also a judge on a TV talent show and writes for TV. David raises money for the charity, Sport Relief, which helps people all over the world.

David's Childhood

David was born on 20th August 1971 in Merton, London. He was the child of Peter and Kathleen Williams. From a young age, he loved dressing up and his older sister Julie would often dress him up in girls' clothes for fun.

David went to school in Surrey, where his love of dressing up grew and his love of acting began. He was also on the school swimming team. At age 11, he acted in his first school play wearing a dress and made everyone laugh. This was the moment he knew that what he wanted to do with his life was make people laugh.

David the Author

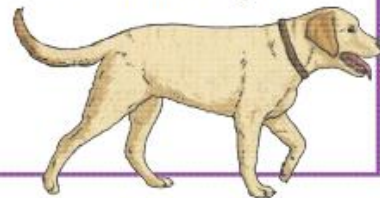
David had a successful TV career and his own TV show. But he wanted to write a book about how it's OK to be different. In 2008, he published 'The Boy in the Dress' about a boy who loves football and wearing dresses. The book sold over half a million copies.

David has now written twelve chapter books for children and six picture books for younger readers. Some of his most famous books are 'Mr Stink', 'Billionaire Boy' and 'Gangsta Granny'. His books are often illustrated by Tony Ross, who also illustrates the 'Horrid Henry' books.



Did You Know...?

- David changed his name from Williams to Walliams because there was already an actor called David Williams!
- When swimming in the river Thames, David rescued a Labrador dog that had fallen in the river!
- David has sold over eight million books all over the world.





Many of David's books have now been filmed for TV and you can sometimes spot him acting in them too!

Charity Work

David has raised a lot of money for charity. In 2006, David swam the English Channel (from England to France) to raise money for Sport Relief. He swam 22 miles and raised over one million pounds. In 2011, David swam the length of the river Thames (140 miles) and raised more than two million pounds for Sport Relief. David was awarded an OBE by The Queen in 2017 for his charity work.

Questions

1. What did David like doing as a child? Tick two.

- running
- dressing up
- writing
- acting

2. When was 'The Boy in the Dress' published? Tick one.

- 2004
- 2006
- 2008
- 2011

3. Draw lines to complete the sentences about David.

David has raised a lot of money for charity through	being different.
David wanted to write a book about	make people laugh.
David knew early on that he wanted to	swimming.

4. Number the events below to show the order in which they happened in David's life.

- David had a successful TV career.
- David was born the son of Peter and Kathleen Williams.
- David published 'The Boy in the Dress'.
- David acted in his first play.
- David enjoyed dressing up with his sister.

5. Fill in the missing words in this sentence.

David raised _____ million pounds for charity in 2011 and _____ million pounds for charity in 2006.

6. What did David rescue when swimming the river Thames?

7. Who often illustrates David's books? Why do you think he chose this illustrator?
