

Thursday 18th June: Good morning Year 3s! We can't believe it's Thursday already – the week is flying by! Another action-packed day ahead of us so let's get started!

Daily reading

Well done for completing your reading comprehension this week!
Now we would like you to have a read of this poem below:

*Black smoke rising to the sky,
The flowing lava cracking
houses down the street,
The melted, molten rocks
tumbling down the volcano,
The vibrant colours and the red
river glowing lava,
The lava is hot like the sun.*

Have a go at answering these questions. You can record your answers or talk about them – whichever you prefer:

- What could the title of the poem be?
- Can you find the adjectives?
- Can you spot any alliteration?
- Are there any similes in the poem?

Daily times tables

Please keep practising your times tables Year 3! Here is another fun game for you to play! Football fans - you will love it!

<https://mathsframe.co.uk/en/resources/resource/543/Maths-Penalty-Shoot-out>

This is a fantastic website to use - please have a look at any other games available that will support time tables.

Termly Spellings

Please take time to learn spellings for future weeks and to re-visit past spellings. These can be found on the school website at <https://www.newbridge.bathnes.sch.uk/> and go to the tab **Classes** and click on your class.

Today, we would like you to create a word search with your spellings in! Remember to use a ruler when drawing your grid! Write the spellings in first (horizontally, vertically and diagonally) and then fill up the remaining squares with random letters. Remember to write your spellings out next to the grid so that the person completing the word search knows which words they are looking for!

Daily Maths

Starter: Number Bond Practice!

Please choose an appropriate level for what you have been practicing. Here are your options:

- 1.) Roll a dice. How many more to make 10 or 20? Roll it again – subtract that number from 10 or 20. Continue 10 times.
- 2.) As above but times the number on the dice by 10 and subtract from 100.
- 3.) As above but times the number by 5 and add/subtract from 100.
- 4.) As above but times the number on the dice by 4 or 8 and add/subtract from 100.

For example, I roll a number 5.

$$4 \times 5 = 20$$

$$20 + \underline{\quad} = 100$$


$$100 - 20 = \underline{\quad}$$


Main activity:


Ready:

Measure mass (2)

1 What is the mass of each object?


a)  g


b)  kg and g


c)  kg and g

Steady/Go:

3 What is the mass of each object?

a)  g

b)  kg and g



c)  kg and g


How did you work out what each interval on the scales represents?

2 The mass of each object is shown on the label.

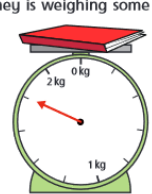

  


Draw on the scales to show the mass of each object.

a)  b) 

c) 

4 Whitney is weighing some objects.

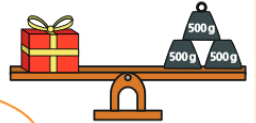

 

 The book weighs more than the toy bricks because the arrow goes further round.

Do you agree with Whitney? Why?

5 Amir and Annie each have a present.

They are working out the mass of their presents using weights.

Amir: Our presents weigh the same.

Annie: No they do not. Mine is heavier because it weighs more than one kilogram.

Who is correct?

How do you know?

Challenge:

Tommy and Rosie are working out the total weight of the box and the suitcase.



The total weight is 5 kg and 1,200 g.

Tommy



The total weight is 6 kg and 200 g.

Rosie

Explain your reasoning.

Who is correct? _____

Daily English

Today, we will be writing our newspaper article! You will need to have your plan in front of you ready to begin your writing. There is a newspaper writing frame attached but again please feel free to change/adapt. Remember to include all the features of a newspaper that you have revised this week. Tomorrow, we will be editing and publishing so if you wanted this to be your first draft please do – you will have time to edit/ re-write tomorrow! GOOD LUCK!

Problem of the Day

You see me once in June,
twice in November,
but not at all in May.
What am I?

Healthy Me

Have a game of Hopscotch!

What you need

- chalk or masking tape
- markers for each person playing - pebble, bottle cap, shell, button, etc.

Activity

Use chalk to draw a hopscotch pattern on the ground or use masking tape on the floor.

Create a diagram with eight sections and number them.

Each player has a marker such as a stone, bottlecap, shell, button, etc.

For younger children simply hopping across the single versus double squares can provide hours of fun.

The first player stands behind the starting line to toss his or her marker in square one.

Hop over square one to square two and then continue hopping to square eight, turn around, and hop back again.

Pause in square two to pick up the marker, hop in square one, and out.

Then continue by tossing the stone in square two.

All hopping is done on one foot unless the hopscotch design is such that two squares are side-by-side.

Then two feet can be placed down with one in each square.

A player must always hop over any square where a marker has been placed.

Getting out: A player is out if the marker fails to land in the proper square, the hopper steps on a line, the hopper loses balance when bending over to pick up the marker and puts a second hand or foot down, the hopper goes into a square where a marker is, or if a player puts two feet down in a single box.

The player puts the marker in the square where he or she will resume playing on the next turn, and the next player begins.



The activities below are supplementary and can be used to further extend learning opportunities whilst at home.

Home Learning	<p>Please look at your Home Learning grid.</p> <p>Visit the school website at https://www.newbridge.bathnes.sch.uk/ and go to the tab Classes and click on your class.</p> <p>Please plan and complete these activities throughout the duration of the school closure. We would love to see the work you have completed. Why not send us a photo or a video?</p>
National Curriculum Word Lists	<p>Look in your Reading Log and find all of the spellings for your year group. How many of these can you learn?</p> <p>Can you write a sentence using the words?</p>
Curriculum Overview	<p>Take time to look at the Curriculum Overview for your year group. This can be found on the school website at https://www.newbridge.bathnes.sch.uk/ Go to the tab Key Information, go down the menu on the left hand side to Curriculum, go to Termly Overview and click on the one for your year group.</p> <p>Talk to a grown up at home and decide on an aspect you would like to find out more about. This means that when you come back to school, you will be able to share something new.</p>
Useful websites	<p>Please see useful website list.</p>

Well done for trying all of these areas of learning. Please can we ask that your parent sends a few lines in an email to let me know what you have completed today.

3OG: 3og@newbridge.bathnes.sch.uk

3KC: 3kc@newbridge.bathnes.sch.uk

Please look out for tomorrow's learning, from Mrs O'Gara, Mrs Keynes and Mrs Ross