

Thursday 21st May: Good morning Bee and Ladybird Class, we hope you're having a fun week! Make sure you have lots of time to relax, maybe you could do some drawing outside, or snuggle up and read your favourite book?

Daily reading

We hope that you were able to access Oxford Owl <https://home.oxfordowl.co.uk/>.

Today, do Activity 1 of 'By the Stream' https://www.oxfordowl.co.uk/api/digital_books/1156.html.

Please let your class teacher know if you cannot access Oxford Owl and we will make alternative reading provision for you, or you could read your own stories.

Daily counting

Last week, we introduced you to number bonds between 11 and 15. Today, we would like you to practise your number bonds to 14. You could create a song, a dance or just write these down to help you remember.

Tricky words

Please take time to learn your tricky words.

These can be found in your learning pack that we have sent home.







Concentrate on the words that you know you find tricky and choose a few words to practise each day.

Here are some activities you may not have tried yet. Perhaps you could do one a day this week.

- Write the words on plastic bottles and play skittles! Read out the words you knock over.
- Stepping stones. Write the words on large pieces of paper shaped as stones. Every word that you jump on, have a go at reading out loud.
- Make a paper chain of tricky words
- How many times can you use a tricky word in one sentence? For example "the dog and the cat went to the park"
- Make and play your own game of 'roll it, read it', as shown below. Use words that your child isn't sure of yet.

Roll it, Read it, Phase 2 Tricky Words

Roll the die, read the number, choose a word from that column. If you can read it then cover it with a counter.
Who can get the most counters on the board?

					
the	no	go	into	to	I
no	go	into	to	I	the
go	into	to	I	the	no
into	to	I	the	no	go

Daily Maths	<p>Write the following number sentences down for your child –</p> <p>Double 1 is <input type="checkbox"/></p> <p>Double 2 is <input type="checkbox"/></p> <p>Double 3 is <input type="checkbox"/></p> <p>Double 4 is <input type="checkbox"/></p> <p>Double 5 is <input type="checkbox"/></p> <p>Double 6 is <input type="checkbox"/></p> <p>Double 7 is <input type="checkbox"/></p> <p>Double 8 is <input type="checkbox"/></p> <p>Double 9 is <input type="checkbox"/></p> <p>Double 10 is <input type="checkbox"/></p> <p>Challenge: If you find this too easy, you could mix the numbers up so that they are not in order and therefore there is no pattern.</p>
--------------------	--

Daily English/Phonics	<p>Phonics: This week, we are learning how to read CVCC words (consonant, vowel, consonant, consonant).</p> <p>Revisit: Play a flashcard game to revise sounds from Phase 2 and Phase 3.</p> <p>Teach: Say this sentence out loud “We put a tent next to the pond”. Model how you would decode this sentence, noticing the tricky words. Write the sentence with your child.</p> <p>Practise: Ask your child to write the sentence “he put the milk in the sink”</p> <p>Apply: Can you come up with your own sentence using the words ‘sing’ and ‘song’?</p> <p>Please do not move on to Phase 4 until your child is completely secure in Phase 2 and 3. You can always refer back to this planning when they are ready to move on.</p> <p>Writing: Use your ‘story hill’ to help you write your story! You have two days to write it, so that you can make sure you write some careful sentences. Think carefully about what you are going to write, perhaps you could talk it out loud first. Make sure you use: capital letters, full stops, finger spaces, cursive writing and tricky words! Try and use some of the descriptive words you came up with on Monday and Tuesday.</p>
------------------------------	--

Healthy Me	Rainbow Breathe! https://www.youtube.com/watch?v=O29e4rRMv4
-------------------	--

Daily challenge	Tomorrow is performance day! You best get your theatre/stage ready for the show. Perhaps you could try one or two rehearsals before you perform to your family tomorrow?
------------------------	--

The activities below are supplementary and can be used to further extend learning opportunities whilst at home.

EYFS Word Lists	Look in your Reading Log and find all of the spellings for EYFS. How many of these can you learn? Can you write a sentence using the words?
------------------------	---

Home Learning	<p>Please look at your Home Learning grid.</p> <p>Visit the school website at https://www.newbridge.bathnes.sch.uk/ and go to the tab Classes and click on your class.</p> <p>Please plan and complete these activities throughout the duration of the school closure.</p>
----------------------	---

Useful websites	Please see the useful websites list.
------------------------	--------------------------------------

Enquiry Research	Our enquiry this term is ‘What is a story?’. You could create your own project book about your favourite stories, research where stories come from, or write a list of books to share with a friend. Perhaps you could even set up a ‘book sharing’ group between your classmates.
-------------------------	--

Well done for trying all of these areas of learning. Please can I ask that your parent sends a few lines in an email to let me know what you have completed today.

BEE CLASS: bees@newbridge.bathnes.sch.uk LADYBIRD CLASS: ladybirds@newbridge.bathnes.sch.uk

Please look out for tomorrow’s learning. Well done from Miss Keane and Miss Mylan.

