

**Thursday 25th June:** Good morning Year 3! Please try and do what you can at home. Remember there is no pressure to do everything.

Daily reading	Today, please read whichever book you are reading at home for at least 20 minutes and/or <a href="https://cdn.oxfordowl.co.uk/2018/03/02/14/18/31/348/PWO_Age_8_9_comprehension.pdf">https://cdn.oxfordowl.co.uk/2018/03/02/14/18/31/348/PWO Age 8 9 comprehension.pdf</a>
Daily times tables	Some fun songs that will get you moving...  <a href="https://www.bbc.co.uk/teach/super movers/ks2-maths-the-3-times-table/z6sw382">https://www.bbc.co.uk/teach/super movers/ks2-maths-the-3-times-table/z6sw382</a> 3 times tables <a href="https://www.bbc.co.uk/sport/av/super movers/43752665">https://www.bbc.co.uk/sport/av/super movers/43752665</a> 4 times tables <a href="https://www.bbc.co.uk/teach/super movers/ks2-maths-the-8-times-table-with-filbert-fox/z4mrhbk">https://www.bbc.co.uk/teach/super movers/ks2-maths-the-8-times-table-with-filbert-fox/z4mrhbk</a> 8 times tables.

Daily Maths

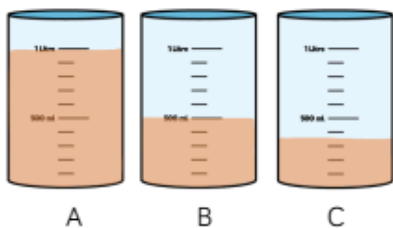
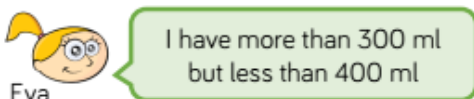
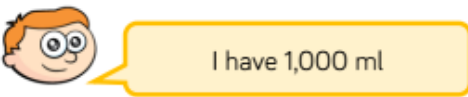
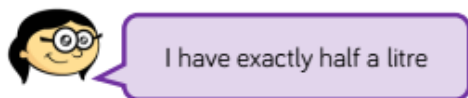
**Mental maths:**  
Roll a dice twice and create a 2 digit number. Roll again and create another number. Subtract one away from the other using column subtraction. Don't forget to put the largest number at the top.

**Capacity hunt:**  
Take a look inside your fridge (with permission) and find things with **ml** or **l** capacity and create a chart. This is Mrs O'Gara's.

Semi-skimmed lactose free milk	1 litre
Semi skimmed milk	1.136 litre
Lemonade	2 litres
Sweet Chilli Sauce	700ml
Double cream	660ml

**Ready:** Try some problem solving and reasoning. You might like to do these with an adult and talk them through.

Use the clues to work out who has which container.



**Steady:**

Try the question above and this one:

Amir and Alex work out the capacity of the pot by filling it with water, then pouring the water into the measuring cylinders.



Amir

The capacity of the pot is 302 ml



Alex

The capacity of the pot is 2 l and 300 ml.

Who do you agree with?  
Explain why.

**Go:**

Try all three questions:

Rosie has a litre bottle of water.



She pours a drink for herself and two friends. Their glasses can hold up to 250 ml.



Teddy has more than Amir.  
Rosie has the most.

How much could each child have in their glass?

How much would be left in the bottle?

**Daily English/Science**

**Fix this sentence:**

it were really stormy. the see was ruff and their were big waves. the wayves hit the ship

On Monday, when watching the video, you learned that there are three main types of rock:


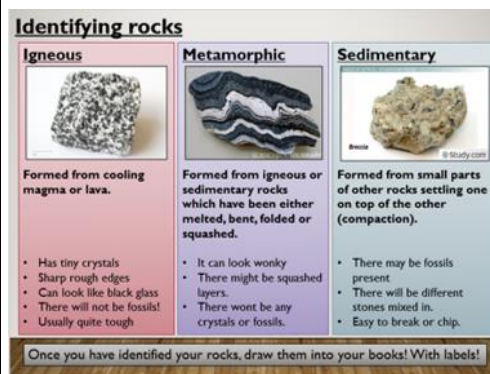
- igneous (for example, basalt and granite)
- sedimentary (for example, limestone, sandstone and shale)
- metamorphic (for example, slate and marble)

Igneous, sedimentary and metamorphic rock

How are you getting on with your poster or PowerPoint?

Could you take a photo and send it to your teacher once it's completed?

You'll find some links below. Make it eye catching, with lots of facts and examples of the different rocks. This is where you can be really creative. You could use collage or paint to create the rock. If you prefer, you could make a PowerPoint.



- <https://sciencestruck.com/igneous-sedimentary-metamorphic-rocks>
- <http://selftution.com/what-types-of-rocks-igneous-sedimentary-metamorphic-kids/>
- <https://www.bbc.co.uk/bitesize/guides/z8jcf/d/revision/2>
- <https://www.coolkidfacts.com/metamorphic-rock-facts/>
- <https://www.theschoolrun.com/what-are-igneous-sedimentary-and-metamorphic-rocks>

<b>Problem of the Day</b>	Can you rearrange 'Newbridge Primary School' into alphabetical order?
<b>Healthy Me</b>	Create an inspirational message in your window for all to see.

The activities below are supplementary and can be used to further extend learning opportunities whilst at home.

<b>Home Learning</b>	<p>Please look at your Home Learning grid.</p> <p>Visit the school website at <a href="https://www.newbridge.bathnes.sch.uk/">https://www.newbridge.bathnes.sch.uk/</a> and go to the tab <b>Classes</b> and click on your class.</p> <p>Please plan and complete these activities throughout the duration of the school closure.</p>
<b>Termly Spellings</b>	<p>Please take time to learn spellings for future weeks and to re-visit past spellings.</p> <p>These can be found on the school website at <a href="https://www.newbridge.bathnes.sch.uk/">https://www.newbridge.bathnes.sch.uk/</a> and go to the tab <b>Classes</b> and click on your class.</p>
<b>National Curriculum Word Lists</b>	<p>Look in your Reading Log and find all of the spellings for your year group. How many of these can you learn? Can you write a sentence using the words?</p>

<b>Curriculum Overview</b>	Take time to look at the Curriculum Overview for your year group. This can be found on the school website at <a href="https://www.newbridge.bathnes.sch.uk/">https://www.newbridge.bathnes.sch.uk/</a> Go to the tab <b>Key Information</b> , go down the menu on the left hand side to <b>Curriculum</b> , go to <b>Termly Overview</b> and click on the one for your year group. Which aspects have you not yet covered in class? Talk to a grown up at home and decide on an aspect you would like to find out more about. This means that when you come back to school, you will be able to share something new.
<b>Useful websites</b>	Please see the useful website list.

Well done for trying all of these areas of learning. Please can I ask that your parent sends a few lines in an email to let me know what you have completed today.

3OG: [3og@newbridge.bathnes.sch.uk](mailto:3og@newbridge.bathnes.sch.uk)

3KC: [3kc@newbridge.bathnes.sch.uk](mailto:3kc@newbridge.bathnes.sch.uk)

Please look out for tomorrow's learning, from Mrs O'Gara, Mrs Keynes and Mrs Ross