

**Thursday 2nd April:** Good morning Year 5! Take a look at the link below:

<https://www.autism.org.uk/get-involved/world-autism-awareness-week/practical-tips.aspx>

How can we do something positive in the world?

**Daily reading**

Read (and memorise!) a piece of poetry.

One of Mr Handson's favourites for beginners is:

'Bananas,' said the monkey  
'are what I like to eat.'  
'And when my hands are busy,  
I peel them with my feet!'

**Tips for memorising poetry**

- 1) Choose a poem that rhymes
- 2) Learn two lines at a time
- 3) Imagine an image in your mind that fits the first word at the start of each line
- 4) Practise the poem out loud
- 5) Perform it using a different voice
- 6) Speak the poem at different speeds or with different intonation

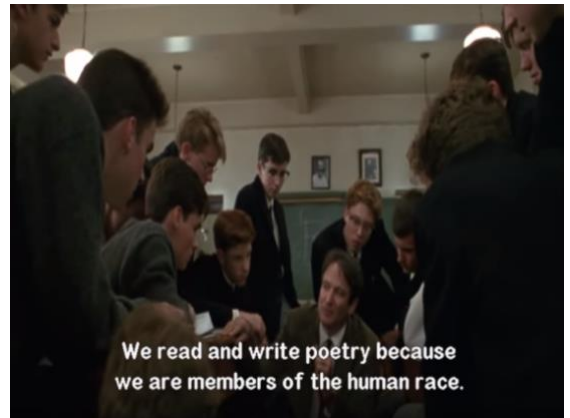
Here's Daniel Radcliffe (aka Harry Potter) performing superbly from memory

<https://youtu.be/rSAaiYKF0cs>

Just for fun - Listen to the incredible Michael Rosen perform some of his most animated poems:

- Strict (<https://youtu.be/z1cfVQyrQ3Q>)

- Don't (<https://youtu.be/Oaq3gzswei0>)



**Daily times tables**

Please continue to learn your year group times tables: 6x, 7x, 8x, 9x, and 12x  
If these are a bit tricky, please work on your 2x 3x 4x 5x and 10x

An idea for how to learn them is:

- Sing them (there are many videos to help you)
- Play Hit the Button <https://www.topmarks.co.uk/maths-games/hit-the-button> - this website will also help you with doubling, halving, square numbers and prime numbers
- <https://www.timestables.co.uk/> - this is a great website to assess how you are doing with your times tables.

**Termly Spellings**



Please take time to learn spellings for future weeks and to re-visit past spellings.

These can be found on the school website at <https://www.newbridge.bathnes.sch.uk/> and go to the tab **Classes** and click on your class.

Also, you can learn the Year 5/6 statutory words that we have provided for you. Concentrate on the spellings that you know you find tricky.

Remember the ways in which we practice them each week in class:

- Writing them forwards and backwards
- Writing the vowels in a different colour e.g. delicious
- Write them in a pyramid shape
- Look, write, cover, check
- Each letter could be a different colour
- You could also find out their meaning by using a dictionary.
- Can you write each one in a sentence?

<b>Daily Maths</b>	<b>Measuring!</b> Record your height and keep a record of your growth until we return to school. Then, create a poster about measuring. This could include: mm/cm/m, inches/feet etc. For example: Mr Handson is 182cm (or 1820mm, or 1m 82cm) tall. Which is about the same length as two guitars queuing to buys some stamps. 										
<b>Daily English</b>	Write a poem - specifically - a cinquain! Here is an example: Sloths Tree-dwelling, lethargic Sleeping, sleeping, climbing Surprisingly good at swimming Lazybones  How to write a cinquain: <table border="1" data-bbox="331 645 1289 969"> <tr> <td>Line 1: One noun</td> <td>Lollies</td> </tr> <tr> <td>Line 2: Two adjectives (describing words)</td> <td>Sweet, colourful</td> </tr> <tr> <td>Line 3: Three verbs (doing words ending in -ing)</td> <td>Licking, sucking, eating</td> </tr> <tr> <td>Line 4: Four feeling words or a phrase</td> <td>Yummy in the tummy</td> </tr> <tr> <td>Line 5: One synonym (another word similar to the first noun)</td> <td>Sweets</td> </tr> </table> Your cinquain may be about any subject (noun) and they do not have to rhyme. Some ideas to write about: spring, pets, food, people, games, hobbies.	Line 1: One noun	Lollies	Line 2: Two adjectives (describing words)	Sweet, colourful	Line 3: Three verbs (doing words ending in -ing)	Licking, sucking, eating	Line 4: Four feeling words or a phrase	Yummy in the tummy	Line 5: One synonym (another word similar to the first noun)	Sweets
Line 1: One noun	Lollies										
Line 2: Two adjectives (describing words)	Sweet, colourful										
Line 3: Three verbs (doing words ending in -ing)	Licking, sucking, eating										
Line 4: Four feeling words or a phrase	Yummy in the tummy										
Line 5: One synonym (another word similar to the first noun)	Sweets										
<b>Healthy Me</b>	Go Noodle <a href="https://www.gonoodle.com/">https://www.gonoodle.com/</a> Joe Wicks 'The Body Coach' workouts on YouTube <a href="https://www.youtube.com/user/thebodycoach1">https://www.youtube.com/user/thebodycoach1</a>										
<b>Problem of the day</b>	What question can you never say yes to?										
<b>The activities below are supplementary and can be used to further extend learning opportunities whilst at home.</b>											
<b>Home Learning</b>	Please look at your Home Learning grid. You should have a copy in your folder, if not visit the school website at <a href="https://www.newbridge.bathnes.sch.uk/">https://www.newbridge.bathnes.sch.uk/</a> and go to the tab <b>Classes</b> and click on your class. Please plan and complete these activities throughout the duration of the school closure.										
<b>National Curriculum Word Lists</b>	Look in your Reading Log and find all of the spellings for your year group. How many of these can you learn? Use the strategies listed at the top of the page.										
<b>Curriculum Overview</b>	Take time to look at the Curriculum Overview for your year group. This can be found on the school website at <a href="https://www.newbridge.bathnes.sch.uk/">https://www.newbridge.bathnes.sch.uk/</a> Go to the tab <b>Key Information</b> , go down the menu on the left hand side to <b>Curriculum</b> , go to <b>Termly Overview</b> and click on the one for your year group. Which aspects have you not yet covered in class? (Your teacher will have highlighted this on the paper copy). Talk to a grown up at home and decide on an aspect you would like to find out more about. This means that when you come back to school, you will be able to share something new.										
<b>Useful websites</b>	Please see the useful websites list.										
<p><i>Well done for trying all of these areas of learning. Please can we ask that your parent sends a few lines in an email to let us know what you have completed today</i></p> <p style="text-align: center;"><b>5B:</b> <a href="mailto:5b@newbridge.bathnes.sch.uk">5b@newbridge.bathnes.sch.uk</a> <b>5H:</b> <a href="mailto:5h@newbridge.bathnes.sch.uk">5h@newbridge.bathnes.sch.uk</a></p> <p style="text-align: center;"><i>Please look out for tomorrow's learning, from Mrs Bartlett and Mr Handson</i></p>											