

Thursday 2<sup>nd</sup> April: Good Morning! What will you get up to today? Don't forget to let us know on the email below!  
[6b@newbridge.bathnes.sch.uk](mailto:6b@newbridge.bathnes.sch.uk)

**Daily reading**

Today please read for at least one hour - can you find somewhere new to read today?

**Year 6 Book Group** – this will start on **Monday 20<sup>th</sup> April** – I will run it on these daily learning sheets. To remind you the book is **Orphans of the Tide by Struan Murray**. It is available from Moorland Road Bookshop - if it is still delivering - and some online retailers. Mrs Button

**Daily times tables**

Please continue to learn your times tables up to 12x12 and be regularly tested.

Play Hit the Button <https://www.topmarks.co.uk/maths-games/hit-the-button> - this website will also help you with doubling, halving, square numbers and prime numbers

<https://www.timestables.co.uk> - this is a great website to assess how you are doing with your times tables.

Play this link:

<https://www.bbc.co.uk/bitesize/topics/zd2f7nb/articles/zn2y7nb>

**Daily Maths**

Today we would like you to revise **volume**.

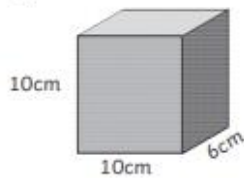
**What is the volume of a cuboid?** The volume of a cuboid is the measurement of its 3-dimensional presence or space. A box is a common example of a cuboid. Think of its volume as the total amount of space within it. To calculate the volume of a cuboid simply multiply its length (l) by its width (w) and height (h)

There are three options to choose from - please choose at least two.

**Ready:**

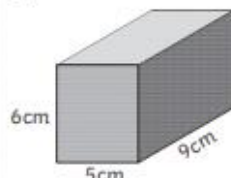
Calculate the volume of the following cuboids.

1.



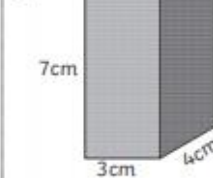
Volume =

2.



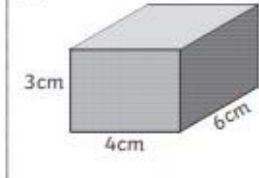
Volume =

3.



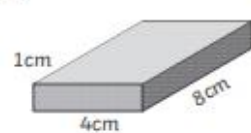
Volume =

4.



Volume =

5.



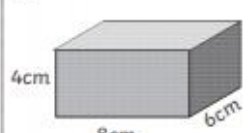
Volume =

6.



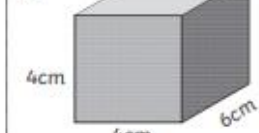
Volume =

7.



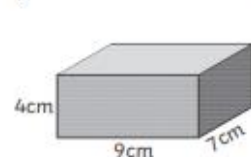
Volume =

8.



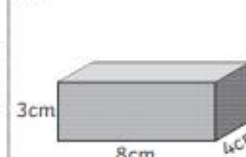
Volume =

9.



Volume =

10.



Volume =

11.



Volume =

12.



Volume =

**Challenge**

Draw 3 different cuboids with a volume of  $24\text{cm}^3$ , writing the dimensions. Your drawings don't need to be to scale.

Steady:

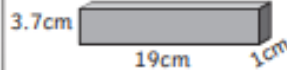
Calculate the volume of the following cuboids.

1.



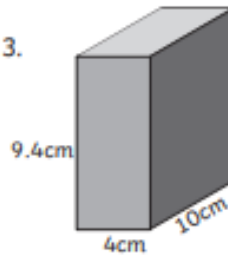
Volume =

2.



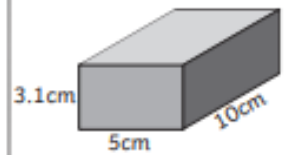
Volume =

3.



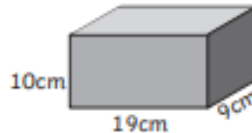
Volume =

4.



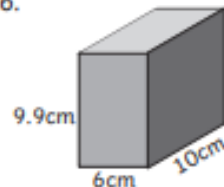
Volume =

5.



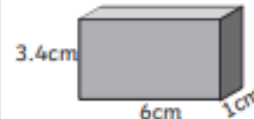
Volume =

6.



Volume =

7.



Volume =

8.



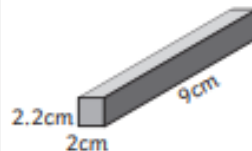
Volume =

9.



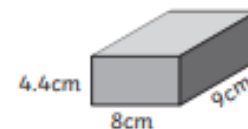
Volume =

10.




Volume =

11.



Volume =

12.



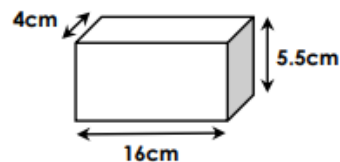
Volume =

### Challenge

A box supplier is asked to make a cube-shaped box with a volume of  $16\text{cm}^3$ . To the nearest 1 decimal place, what could be the dimensions of the box?

Go:

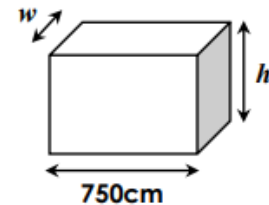
7a. Alfie is calculating the volume of this cuboid. He says,



I know that  $4\text{cm} \times 11\text{cm} = 44\text{cm}^2$ , so I can find the volume using  $44\text{cm}^2 \times 8\text{cm}$ .

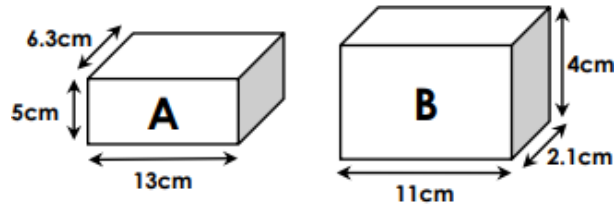
Is Alfie correct? Explain why.

8a. Use the clues to find the missing dimensions of this cuboid.



- Its volume is  $300\text{m}^3$ .
- The total of the length, width and height is  $2,150\text{cm}$ .
- The width is smaller than the height.

9a. Lily is comparing two containers.



Shape A has a larger volume than shape B.

Is she correct? Explain your reasoning.

Daily English

Writing to inform:

Today you need to carry on writing your report about your chosen country – remember to edit as you go along or edit at the end. Have you included all the features of writing to inform?

## Writing to inform (UKS2)

### Text Types

- Report
- Recount
- Biography
- Newspaper article
- Essay

### Text Features

- Paragraphs used to group related ideas
- Heading/subheadings
- Use of technical vocabulary

### Other Style Ideas

- May include a glossary
- Sections may contain more than one paragraph

### Grammar and Sentences

- Use **subordinating conjunctions** in varied positions,  
*The Polar Bear, although it is large, can move at great speed.*
- Use **expanded noun phrases** to inform,  
*...a tall dark-haired man with a bright-red cap...*
- Use **relative clauses** to add further detail  
*We went to Downing Street, where the Prime Minister lives, before visiting the Houses of Parliament.*
- Begin to use **passive voice** to remain formal or detached,  
*The money was stolen from the main branch.*
- Begin to use **colons** to link related clauses,  
*England was a good country to invade: it had plenty of useful land.*

### Adverbials

Meanwhile At first After  
Furthermore Despite As a result  
Consequently Due to For example

### Conjunctions

when before after while  
because if although as

### Punctuation Content

- Use **brackets** or **dashes** to explain technical vocabulary
- Use **semi-colons** to punctuate complex lists, including when using bullet points
- Use **colons** to introduce lists or sections
- Use **brackets** or **dashes** to mark relative clauses
- Secure use of **commas** to mark clauses, including opening subordinating clauses
- Begin to use **colons** & **semi-colons** to mark clauses



Here are some editing tips:

Read through your work out loud either to yourself or an adult/sibling – does it make sense?

Have you included the very best vocabulary?

Use a dictionary/thesaurus to check spelling and vocabulary

Are all your sentences punctuated correctly including brackets, dashes or commas for parenthesis and semi colons and colons (if necessary)?

<b>Problem of the day</b>	<p>Yesterday's answer - Yesterday, Today, and Tomorrow.</p> <p>Today's problem - David's father has three sons: Snap, Crackle and ____?</p>
<b>Healthy Me</b>	<p>Can you raise your heart rate? Take your pulse for 30 seconds and double it to find your pulse rate per min. Now do an exercise for five minutes - to raise your heart rate e.g. sprints up and down your garden, squat thrusts, star jumps. Take your pulse again - is it raised?</p>
<p><b>The activities below are supplementary and can be used to further extend learning opportunities whilst at home.</b></p>	
<b>Home Learning</b>	<p>Please look at your Home Learning grid. You should have a copy in your folder, if not visit the school website at <a href="https://www.newbridge.bathnes.sch.uk/">https://www.newbridge.bathnes.sch.uk/</a> and go to the tab <b>Classes</b> and click on your class. Please plan and complete these activities throughout the duration of the school closure.</p>
<b>Termly Spellings</b>	<p>Please take time to learn spellings for future weeks and to re-visit past spellings. These can be found on the school website at <a href="https://www.newbridge.bathnes.sch.uk/">https://www.newbridge.bathnes.sch.uk/</a> and go to the tab <b>Classes</b> and click on your class.</p> <p>Also, you can learn the Year 5/6 statutory words that we have provided for you. Concentrate on the spellings that you know you find tricky.</p> <p>Remember the ways in which we practice them each week in class:</p> <ul style="list-style-type: none"> <li>• Writing them forwards and backwards</li> <li>• Writing the vowels in a different colour</li> <li>• Write them in a pyramid shape</li> <li>• Look, write, cover, check</li> <li>• Each letter could be a different colour</li> <li>• You could also find out their meaning by using a dictionary.</li> <li>• Can you write each one in a sentence?</li> </ul>
<b>National Curriculum Word Lists</b>	<p>Look in your Reading Log and find all of the spellings for your year group. How many of these can you learn? Can you write a sentence using the words?</p>
<b>Curriculum Overview</b>	<p>Take time to look at the Curriculum Overview for your year group. This can be found on the school website at <a href="https://www.newbridge.bathnes.sch.uk/">https://www.newbridge.bathnes.sch.uk/</a> Go to the tab <b>Key Information</b>, go down the menu on the left hand side to <b>Curriculum</b>, go to <b>Termly Overview</b> and click on the one for your year group.</p> <p>Which aspects have you not yet covered in class?</p> <p>Talk to a grown up at home and decide on an aspect you would like to find out more about. This means that when you come back to school, you will be able to share something new.</p>
<b>Useful websites</b>	<p>Please see the useful websites list.</p>
<p><i>Well done for trying all of these areas of learning. Please can I ask that your parent sends a few lines in an email to let me know what you have completed today.</i></p> <p><i>All Year 6 communication to go through this email:</i></p> <p><a href="mailto:6b@newbridge.bathnes.sch.uk">6b@newbridge.bathnes.sch.uk</a></p> <p><i>Please look out for tomorrow's learning, from Mrs Amor and Mrs Button.</i></p>	