

**Thursday 30<sup>th</sup> April:**

*Good morning Year 2. Have you recovered from your day of dance and musical performances? If you didn't get around to it yesterday, then remember there's always time today!*

*Did you manage to work out the answer to the riddle? What has a neck but no head... a bottle!*

*Hope you have another day of fun with your learning.*

**Daily reading**

Have you created your fun space to read in, like a den? Find some cosy pillows, a blanket and even a torch if you like to get started! Enjoy reading a book of your choice for 10 minutes.

**Top Tips:**

- Make sure you are reading a variety of fiction and non-fiction books.
- Discuss and clarify the meanings of any new words – could you have a pencil with you and note any words that you are unfamiliar with throughout the story? Challenge yourself to use a dictionary to find the meaning of these new words.

**Daily counting, number bonds or times tables**

Play the Number Bond Aim Game!

Write out several different numbers up to 100 onto different pieces of paper or Post-It notes. Spread the numbers out on the floor or stick the Post-It notes to a wall. Then, ask your child a number and they have to throw soft items such as bean bags, teddies, Lego blocks at the number they believe when added to it, makes 100.

If it's a nice sunny day, perhaps you could do this outside by drawing numbers with chalk and firing at them with a water pistol!

To make it easier - use multiples of 10 (e.g. 30, 60, 40, 80)

**Challenge:** – Use the same numbers but get your child to make number bonds to a different multiple of 10 (e.g. make 80 or 90)

**Termly Spellings**

This week's spelling pattern is adding 'es' to words ending in a 'y'.

Pretend you are writing down answers to a spelling test. Write these words down:

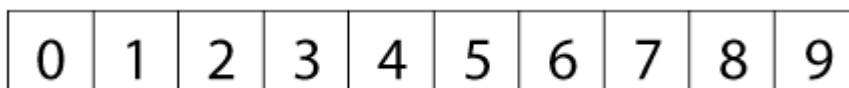
trys  
flies  
hurries  
cryes  
lollies

Ask your child to mark your spelling test and correct any words you have spelt wrong.

Can you write a message on what to remember next time you do the test to help you spell them correctly?

**Daily Maths**



You have a set of digit cards from 0-9.



Can you arrange these digits to make the **2 digit numbers** as close to the targets as possible?

- \* Largest even number
- \* Largest odd number
- \* Smallest odd number
- \* Largest multiple of 5
- \* Number closest to 50

**Challenge** – Come up with your own target with the numbers available

<p><b>Daily English/Phonics</b></p>	<p><b>Dictated sentence:</b> Please read the following sentences to your child. Then re-read slowly one word at a time while your child writes the sentence.</p> <p><i>After the water had stopped flowing the grass became very wild!</i></p> <p>Copy the following real and alien words, then put sound buttons on them. Press the buttons to read the words.</p> <p><b>grune      preserve      consorll      reason</b></p> <p>Put the following common exception words into sentences. Remember your punctuation.</p> <p><b>children      clothes      parents</b></p> <p><b>Challenge:</b> Can you use the different sentence types with the words - write a question, an exclamation and a statement? Don't forget to use the correct punctuation ?!.</p> <p>Optional game – <a href="https://new.phonicsplay.co.uk/resources/phase/2/buried-treasure">https://new.phonicsplay.co.uk/resources/phase/2/buried-treasure</a></p> <p>Please pick a phase suitable for your child's ability.</p> <p><b>Writing:</b> Choose an adjective (a descriptive word), this could be from your reading book. Can you think of three words that mean the same? (e.g. hot could also be boiling, sweltering, burning)</p> <p><b>Challenge:</b> - Have a go at using these words in sentences.</p>
<p><b>Healthy Me</b></p>	<p>Today is National Honesty Day and to bring some mindfulness to your day, think for a moment and honestly say one thing you like about yourself and other people in your family. Also tell someone or write down 3 things you are grateful for today.</p> <p><b>Challenge:</b> Why not write a poem to do with either being grateful or honest? You could even try writing an acrostic poem. Remember an acrostic poem starts each line with a letter of the word looked at. Here is an example of an acrostic poem about Spring:</p> <div data-bbox="767 1182 1525 1630" style="border: 1px solid black; padding: 10px; text-align: center;">  <p>AN ACROSTIC POEM: SPRING</p> <p>S<small>STARTING</small> FRESH, A NEW SEASON BEGINS,  P<small>POPPING</small> THROUGH THE ROCKY GROUND,  R<small>REPLACING</small> THE BARE WINTER SEASON,  I<small>INNOCENT</small> LAMBS SKIP AFTER THEIR MUM,  N<small>NEW</small> SIGHTS NOTICED EVERY SPRING DAY,  G<small>GREEN</small> COLOURS APPEAR OVERNIGHT.</p> </div>
<p><b>Problem of the day</b></p>	<p><b>Challenge:</b> – The city wants you to build a bridge to connect one side of the town to the other. Use Lego, blocks, cardboard or other recycled items to create a bridge. You could make it small or make it a large scaled one using furniture for you to see if you can cross it yourself. Make sure you check with a grown up that the resources are safe for you to use (and cross if you dare!).</p> <p><b>Today's riddle</b> – What goes up but never comes back down?</p> 
<p><b>The activities below are supplementary and can be used to further extend learning opportunities whilst at home.</b></p>	
<p><b>Home Learning</b></p>	<p>Please look at your Home Learning grid for Term 5 on the school website at <a href="https://www.newbridge.bathnes.sch.uk/">https://www.newbridge.bathnes.sch.uk/</a> and go to the tab <b>Classes</b> and click on your class. Please plan and complete these activities throughout the duration of the school closure.</p>

<b>National Curriculum Word Lists</b>	Look in your Reading Log and find all of the spellings for your year group. How many of these can you learn? Can you write a sentence using the words?
<b>Curriculum Overview</b>	<p>Take time to look at the Curriculum Overview for your year group. This can be found on the school website at <a href="https://www.newbridge.bathnes.sch.uk/">https://www.newbridge.bathnes.sch.uk/</a> Go to the tab <b>Key Information</b>, go down the menu on the left hand side to <b>Curriculum</b>, go to <b>Termly Overview</b> and click on the one for your year group.</p> <p>Talk to a grown up at home and decide on an aspect you would like to find out more about. This means that when you come back to school, you will be able to share something new.</p>
<b>Useful websites</b>	Please see the useful websites list.

*Enjoy your day of honesty and mindfulness. We look forward to hearing about what you get up to today. Remember to send us any messages from your day and maybe a photo or 2!*

2EO: [2eo@newbridge.bathnes.sch.uk](mailto:2eo@newbridge.bathnes.sch.uk) 2G: [2g@newbridge.bathnes.sch.uk](mailto:2g@newbridge.bathnes.sch.uk)

*Enjoy today's tasks and look out for tomorrow's learning.*

*From the Year 2 teachers*