

**Thursday 8<sup>th</sup> July:**

Good morning Bee and Ladybird Class! Today is National Cow Appreciation Day! Why do we need cows? What would happen if we didn't have any cows?

**Daily reading**

These activities and ideas are based around the "Oliver's Vegetables" series by Vivian French.

Oliver's Vegetables: <https://www.youtube.com/watch?v=2yvllKqyVUc>

Oliver's Fruit Salad: <https://www.youtube.com/watch?v=jcTprkImImI>

Oliver's Milkshake: <https://www.youtube.com/watch?v=FpR26kPgpHc>

**Daily counting**

**Measuring** – We all know what two metres is now, but can you work out what one metre is? What other measurements do you know? Try using a string or a ruler to measure different objects and compare them.

**Tricky words**

Please take time to learn your tricky words. These can be found in your learning pack that we have sent home.

Concentrate on the words that you know you find tricky and choose a few words to practise each day. Here are some activities you may not have tried yet. Perhaps you could do one a day this week.

- **Spread the tricky words out on the floor. Say a tricky word. Your child has to run and jump on the tricky word.**
- **Put all the tricky words inside a bag. Your child needs to pick one out and read it. If they're unsure, pop it back inside the bag ready for another try.**
- **Write the tricky word in writing pencil. Then go over the top with coloured pencil. Then with a felt tip pen. Then with a crayon! How many different things can you use to write the tricky word?**
- **Bury the tricky words something like sand, soil, under rice, in slime! Pick one out and have a go at reading it!**
- **Speed Challenge! How many tricky words can you read in 1 minute?**

**Daily Maths**

Natural resources make lovely patterns. Many artists have been inspired by nature. Here is one by Andy Goldsworthy. Can you make your own patterns outside? After you have done this, use a clipboard and a piece of paper to draw a picture of your pattern.



**Daily English/Phonics**

**Phonics:**

**Revisit:**

Practise recognition & recall of Phase 2 & 3 graphemes and reading and spelling CVC words :- **quit, quiz, tax, mix, jog**

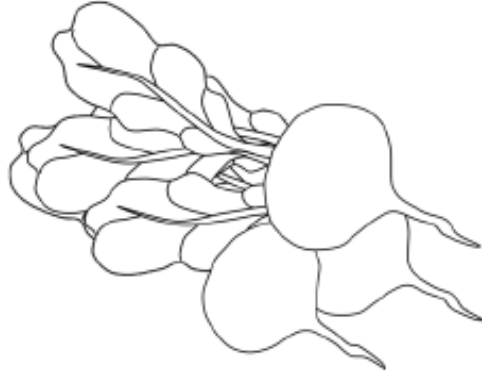
**Teach:**

Teach reading tricky words: **said, so**

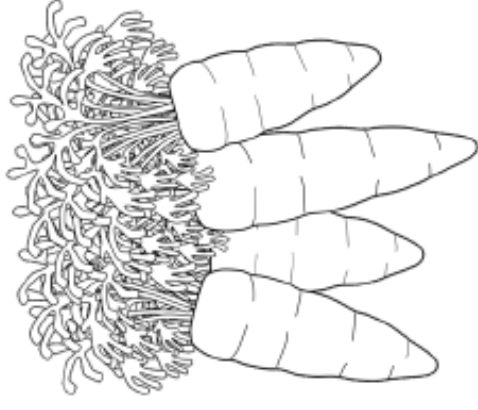
Teach spelling tricky words **he, she, we, me, be**

	<p><b>Practise:</b> Play tricky word bingo. Give children word mats containing tricky words &amp; HFW's. Children cross off words when read out. Who can finish first? Check words. What other words did children have?</p> <p><b>Apply:</b> Have children help a puppet to read the sentence.</p> <p><i>He said he went red when she kissed me.</i></p> <p><b>Writing:</b> Sequence the pictures that are attached below. You could either cut them out, stick them in the right order and colour them, or you could draw and write about them in the right order.</p>
<b>Healthy Me</b>	Today, we would like you to create your own obstacle course? What will you use to make it challenging? How quickly can you complete it?
<b>Daily Challenge</b>	<p>Make a plan for a play date! When it is possible to invite your friends over for a play date, what are you going to do on that day? What activities could you do? Is there anything you could make? What could you show them you have made? What food would you have?</p>
<b>The activities below are supplementary and can be used to further extend learning opportunities whilst at home.</b>	
<b>EYFS Word Lists</b>	Look in your Reading Log and find all of the spellings for EYFS. How many of these can you learn? Can you write a sentence using the words?
<b>Home Learning</b>	<p>Please look at your Home Learning grid. Visit the school website at <a href="https://www.newbridge.bathnes.sch.uk/">https://www.newbridge.bathnes.sch.uk/</a> and go to the tab <b>Classes</b> and click on your class.</p> <p>Please plan and complete these activities throughout the duration of the school closure.</p>
<b>Useful websites</b>	Please see the useful websites list.
<p><i>Well done for trying all of these areas of learning. Please can I ask that your parent sends a few lines in an email to let me know what you have completed today.</i></p> <p>BEE CLASS: <a href="mailto:bees@newbridge.bathnes.sch.uk">bees@newbridge.bathnes.sch.uk</a> LADYBIRD CLASS: <a href="mailto:ladybirds@newbridge.bathnes.sch.uk">ladybirds@newbridge.bathnes.sch.uk</a></p> <p><i>Please look out for tomorrow's learning. Well done from Miss Keane and Miss Mylan.</i></p>	

**Oliver's Vegetables**

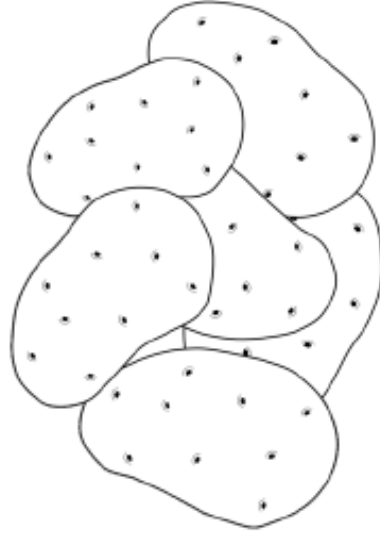


**Friday**



**Monday**

**Sunday**



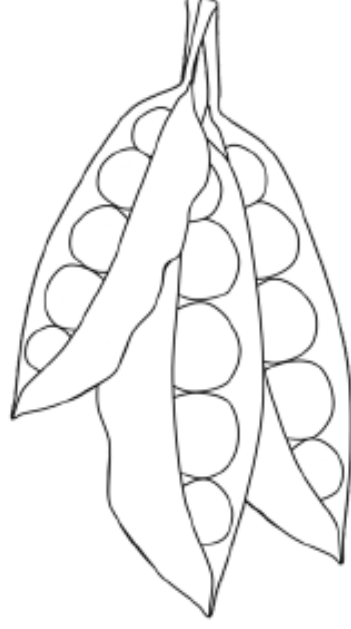
**Tuesday**

**Oliver's Vegetables**

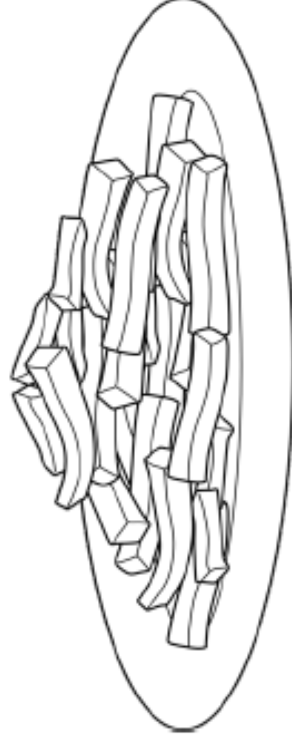


**Wednesday**

**Saturday**



**chips**



**Thursday**

