

Tuesday 12th May:

Good morning Year 2!

How did you get on with yesterday's tasks? Did you manage to work out the answer to the riddle? I'm tall when I'm young and I'm short when I'm old. What am I?...The answer is a candle! Congratulations if you got this right!

How about starting today's learning off with some 'Trolls' themed Cosmic Kids Yoga to get your brains into gear... Enjoy!
<https://www.youtube.com/watch?v=U9Q6FKF12Qs>

Daily reading

How did you get on with your book club yesterday? Were you able to share some of your favourite stories with your family?

Today, we would like you to have a go at practising your summarising skills whilst you read.

Example questions to support summarising:

- Can you number these events from 1-5 in the order in which they happened?
- What happened after....?
- What was the first thing that happened in the story?
- Can you summarise in a sentence the opening/middle/end of the story?
- In what order do these chapter headings come in the story?

Top Tips:

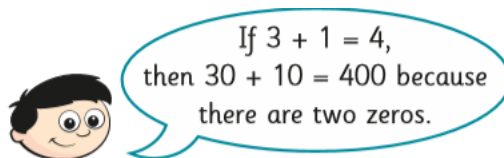
- Prior to reading, encourage your child to focus on the title of the book, the author, the illustrator and the front cover. Make predictions about what you think will happen in this book based on these factors. Afterwards, read the blurb and see if it gives you any further hints.
- Continue asking your child questions throughout the book but also encourage them to ask questions as this will further their understanding of the text.
- When you have finished the story, is your child able to retell the events in the order in which they happened? If you are reading non-fiction, can they recall any interesting facts that they have read?

Daily counting, number bonds or times tables

Fill in the missing numbers in the related facts.

- a. $1 + 2 = 3$
 $10 + 2 = \dots\dots$
- b. $7 + \dots\dots = 9$
 $70 + 20 = \dots\dots$
- c. $4 + \dots\dots = 10$
 $\dots\dots + 60 = 100$

Dexter says:





Do you agree? Explain your answer.

Termly Spellings

This week's spelling pattern focuses on words ending in – **'tion'**

Can you think of other words that end in **'tion'** that aren't in this week's spelling, list like **'potion'**? Can you challenge yourself to learn these too?

Have a go at writing the letters out on small pieces of paper, scramble them up and put the words back together. Can you spell them all correctly? How quickly can you do this? Can you play against one of your grown-ups?

<p>Daily Maths</p>	<p>For any help and activities for measuring this week, please log in to Maths with Parents: www.mathswithparents.com. If you haven't registered before, log in as a parent with your child's details and the class code - 2EO = 717743 2G = 633030</p> <p>Lengthy lines: Write down measurements in cm from 1cm up to 30cm on individual strips of paper. Put all the strips into a bowl and pick out a strip at a time. Look at the measurement on the strip and draw out a line which is of that length. Have a go at putting the measurements in order and comparing the different lengths using the <, > and = symbols.</p> <p>Challenge – Challenge yourself to compare three of the different measurements.</p>
<p>Daily English/ Phonics</p>	<p>Dictated sentence: Please read the following sentences to your child. Then re-read slowly one word at a time while your child writes the sentence. <i>In an hour we will close the shop door.</i> <i>I think you could improve your dish by adding more pepper.</i></p> <p>Copy the following real and alien words, then put sound buttons on them. Press the buttons to read the words.</p> <p>addition shelpful hedgehog fleaping</p> <p>Put the following common exception words into sentences. Remember your punctuation. Christmas people sure sugar</p> <p>Challenge: How many of your sentences can you extend by using 'when', 'if, or 'that'? Optional game – https://www.phonicstracker.com/games/BananaWordarama/index Please select a phase suitable for your child's ability.</p> <p>Writing: Last week, you wrote instructions on a topic of your choice. Today, as part of the 'Healthy Me' section, we are going to begin our instructions to teach a friend how to make a bug hotel. Before you begin your instructions, make a list of the different parts you added together to make your bug hotel. Once you have done this, write a suitable title for instructions and begin the instructions by writing a 'You will need' section. This time try to add interesting adjectives and noun phrases to describe the different items you will need. Remember to think carefully about using cursive handwriting and take your time to join up accurately.</p> <p>How to make a brilliant bug hotel: You will need:</p> <ul style="list-style-type: none"> • Dried, crispy leaves • Long, thick twigs <p>Challenge – Have a go at finding alternative adjectives (synonyms) in a thesaurus to expand your vocabulary.</p>
<p>Healthy Me</p>	<p>Spring is here! This season is a fantastic time to spot lots of incredible wildlife. For today's task, we would like you to design and create a bug hotel. Hunt around your garden or the local environment whilst you enjoy your daily exercise and see what you could put together to attract insects. Many insects like to hide under logs and in the soil so why not collect some of this to add to your bug hotel. You could also use pine cones, cardboard tubes, twigs or dried leaves. Once you have built your creepy crawly haven, remember to keep checking it to see which visitors it attracts. Could you photograph the different insects the hotel brings? You could even keep a tally chart of the mini beasts you spot.</p> <div style="display: flex; justify-content: space-around; align-items: center;">   </div> <p style="text-align: center;">I built a bug hotel</p>

Problem of the day	<p>Challenge –Today your mission is to create a really cool fun fair! Think carefully about the amount of space you’d like to use. What rides will you create in your design? Will there be a ‘kids only zone’? Be as imaginative as you like with how you build your fun fair. You may want to have a look at rides that already exist or draw out your ideas first before building.</p> <p>Today’s riddle – I add lots of flavour and have many layers, but if you get too close, I’ll make you cry. What am I?</p>
<p>The activities below are supplementary and can be used to further extend learning opportunities whilst at home.</p>	
Home Learning	<p>Please look at your Home Learning grid for Term 5 on the school website at https://www.newbridge.bathnes.sch.uk/ and go to the tab Classes and click on your class. Please plan and complete these activities throughout the duration of the school closure.</p>
National Curriculum Word Lists	<p>Look in your Reading Log and find all of the spellings for your year group. How many of these can you learn? Can you write a sentence using the words?</p>
Curriculum Overview	<p>Take time to look at the Curriculum Overview for your year group. This can be found on the school website at https://www.newbridge.bathnes.sch.uk/ Go to the tab Key Information, go down the menu on the left hand side to Curriculum, go to Termly Overview and click on the one for your year group.</p> <p>Talk to a grown up at home and decide on an aspect you would like to find out more about. This means that when you come back to school, you will be able to share something new.</p>
Useful websites	<p>Please see the useful websites list.</p>
<p><i>We hope you have another marvellous day of learning. We are so excited to see how your bug hotels turn out so please send us in a photograph or two!</i></p> <p style="text-align: center;"><i>2EO: 2eo@newbridge.bathnes.sch.uk 2G: 2g@newbridge.bathnes.sch.uk</i></p> <p><i>Enjoy your day everybody,</i></p> <p><i>From the Year 2 teachers</i></p>	