




Tuesday 12th May: Good Morning!

Today is National Limerick Day

Everybody needs a bit of silliness in their lives from time to time and National Limerick Day provides the perfect annual opportunity. Celebrated each year on the 12th May, the familiar five line verse is renowned for its humorous, sometimes slightly rude themes.

National Limerick Day is set on 12th May to mark the birthday of Edward Lear, the English writer known for his works of nonsensical prose and poetry. It was Edward Lear who was to popularise the Limerick in his **A Book of Nonsense**, published in 1846.

How about you learn a limerick or make one of your own up? Here are a few of our favourites...

<p>A creature of charm is the gerbil Its diet's exclusively herbal; It grazes all day On bunches of hay Passing gas with an elegant burble.</p> 	<p>There once was a man from Peru Who dreamt that he swallowed his shoe. He woke up in fright In the mid of the night To learn that his dream had come true!</p> 	<p>An elderly man called Keith, Mislaid his set of false teeth. They'd been laid on a chair, He'd forgot they were there, Sat down, and was bitten beneath.</p> 
---	--	---

Daily reading

Read for at least half an hour and pick an adjective from what you've read. Write it down and use a thesaurus to write down five synonyms (same as) and antonyms (opposite to) for that word. If you don't have a thesaurus, find one online or see if you can think of the synonyms and antonyms yourself.

Year 6 Book Group

I would like you to read chapters **eight, nine and ten** of **Orphans of the Tide** by **Struan Murray** (make sure you have a biscuit and a drink when you are reading). Can you predict what will happen next?

Daily Maths

Revision- Fractions and the Four Rules:

Remember the order of operations **BIDMAS** (brackets, indices, division, multiplication, addition and subtraction).

Ready:

1. Place the calculations into the correct columns in the table below.

A. $(\frac{7}{8} - \frac{6}{8}) \times 2$

B. $(\frac{1}{7} + \frac{2}{7}) \div 3$

Answer > 1/2	Answer < 1/2

2. Tick the calculations which are correct.

A. $(\frac{3}{8} + \frac{3}{4}) \times 2 = 2 \frac{1}{4}$

C. $(\frac{11}{12} + \frac{5}{6}) \div 3 + \frac{2}{3} = 1 \frac{3}{12}$

B. $3 (\frac{1}{5} - \frac{1}{10}) + \frac{2}{5} = \frac{15}{20}$

D. $4 (\frac{1}{4} + \frac{3}{8}) \div 5 - \frac{3}{16} = \frac{1}{4}$

Steady:

1. Harry the farmer is planting some seeds.

If Harry wants to combine all of the seeds below and share them equally between 5 vegetable patches, what fraction of the seeds would be in each patch?

Carrot seeds $\frac{1}{3}$ Pea seeds $\frac{5}{12}$ Pumpkin seeds $\frac{3}{6}$

Explain how you know.

2. Tick the calculations which are correct.

A. $(\frac{5}{7} - \frac{1}{3}) \times 5 = 1\frac{38}{42}$

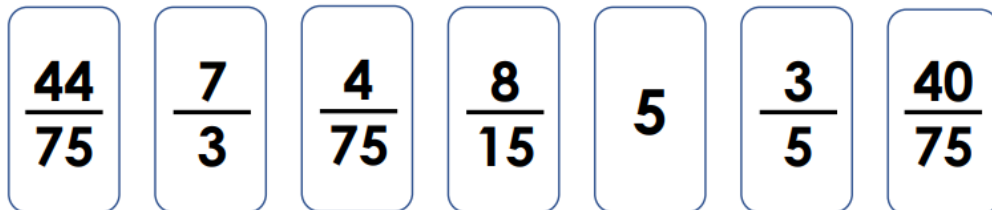
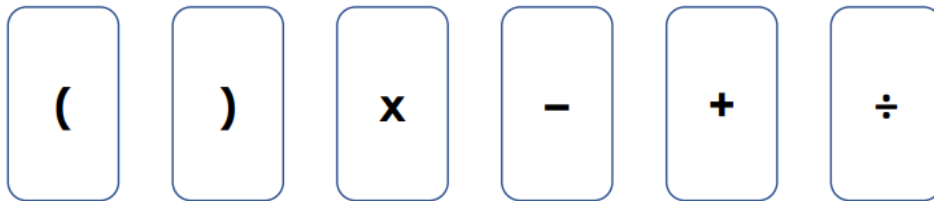
C. $(\frac{7}{8} + \frac{1}{6}) \div 5 + \frac{5}{12} = \frac{40}{48}$

B. $2(\frac{4}{5} + \frac{7}{12}) + \frac{1}{3} = 3\frac{1}{10}$

D. $3(\frac{3}{4} \times \frac{4}{9}) \times 4 - \frac{21}{8} = \frac{18}{16}$

Go:

1. Using all of the cards below, create one written calculation.



DP

Daily English

This week there will be two choices per day for English.

One is linked to fiction and the other to non-fiction - you can choose which one you want to do.

Fiction Writing to Entertain:

Today you are going to write in another poetic form – lyrical.

Write the lyrics to a song/rap all about your time being at home. Try to focus on the **positive aspects** e.g. weather, no SATs, no nagging from Mrs Button and Mrs Amor, learning new skills etc...

Don't forget to add a chorus that can be repeated.

Will your lyrics rhyme? They don't have to.

Non-Fiction - Writing to Inform:

Linked to our DT scheme of work, we would like you to find out about significant Chinese Inventions.

You can choose from a wide range including – paper, the compass, gunpowder, kites.

You can present your findings in any way you want – a double paged spread, a leaflet, a poster, an information page or you may even make an example of one (not gunpowder though!)

Here are some websites to get you started

https://www.ducksters.com/history/china/inventions_technology.php

<https://www.coolkidfacts.com/ancient-chinese-science/>

https://kids.kiddle.co/Four_Great_Inventions

Islamic Patterns - continued from Monday:

These semi-natural patterns used in early Islamic art, decorated buildings, textiles, pottery and manuscripts. The patterns are based on plants and flowers found in the natural world. Islamic Vegetal patterns feature Arabesque (meaning 'in the Arab fashion' in French) patterns consisting of foliage and flowers in a linear pattern.




Geometric patterns were popular in the early Islamic civilisation and they decorated everything from clothing to mosques. Geometric patterns could be used on their own or combined with calligraphy or vegetal patterns to form more complex artwork.



Geometric patterns consist of repeating, interlaced or overlapped shapes arranged in complex, intricate patterns.



Here are some patterns for you to colour in or you could design your own.

Look at the patterns on your kitchen roll - can you use them to create Islamic style patterns?





Problem of the Day	How can two people fairly share a cake with a single knife cut?
Healthy Me	<p>Make up your own sport – what equipment do you need, what are the rules? Is it played inside or outside?</p> <p>Tomorrow you will play your new sport.</p>
The activities below are supplementary and can be used to further extend learning opportunities whilst at home.	
Home Learning	<p>Please look at your Home Learning grid.</p> <p>visit the school website at https://www.newbridge.bathnes.sch.uk/ and go to the tab Classes and click on your class.</p> <p>Please plan and complete these activities throughout the duration of the school closure.</p>
Termly Spellings	<p>Please take time to learn spellings for future weeks and to re-visit past spellings. These can be found on the school website at https://www.newbridge.bathnes.sch.uk/ and go to the tab Classes and click on your class.</p> <p>Also, you can learn the Year 5/6 statutory words that we have provided for you. Concentrate on the spellings that you know you find tricky.</p> <p>Remember the ways in which we practice them each week in class:</p> <ul style="list-style-type: none"> • Writing them forwards and backwards • Writing the vowels in a different colour • Write them in a pyramid shape • Look, write, cover, check • Each letter could be a different colour • You could also find out their meaning by using a dictionary. • Can you write each one in a sentence?
National Curriculum Word Lists	Look in your Reading Log and find all of the spellings for your year group. How many of these can you learn? Can you write a sentence using the words?
Curriculum Overview	<p>Take time to look at the Curriculum Overview for your year group. This can be found on the school website at https://www.newbridge.bathnes.sch.uk/ Go to the tab Key Information, go down the menu on the left hand side to Curriculum, go to Termly Overview and click on the one for your year group.</p> <p>Talk to a grown up at home and decide on an aspect you would like to find out more about. This means that when you come back to school, you will be able to share something new.</p>
Useful websites	Please see the useful websites list.
<p><i>Well done for trying all of these areas of learning. Please can I ask that your parent sends a few lines in an email to let me know what you have completed today.</i></p> <p><i>All Year 6 communication to go through this email:</i></p> <p>6b@newbridge.bathnes.sch.uk</p> <p><i>Please look out for tomorrow's learning, from Mrs Amor and Mrs Button.</i></p>	