

Tuesday 14th July: Good Morning Year 4. Hopefully, you have written a couple of alternative starts to your story. Which do you prefer? Which one do you think will capture the reader's attention? Today, we want you to think about how you can bring your characters to life through the use of speech. Remember too much speech takes a long time, can lead to a lot of errors and takes away from your storyline, so only write short conversations. Have a great day and try and connect with a friend?

Mr H and Mr C

Daily reading

Today, please read for 30 minutes. If anyone at home has the opportunity to discuss this with you, please ask them to.

Take the words you selected yesterday and write them into sentences. Try and extend your sentences by adding different types of words: **nouns, adjectives, verbs and adverbs.**

Challenge: Can you include a conjunction in each sentence and vary where you place them.

Daily times tables

Please continue to learn your year group times tables: 6x, 7x and 9x.
If these are a bit tricky, please work on your 2x, 5x and 10x or 3x, 5x and 8x.

Choose a table you need to work on on the [timestables.co.uk](https://www.timestables.co.uk) website.
Then, go through each step before trying the games.

Times tables website: <https://www.timestables.co.uk/>

Termly Spellings

Please take time to learn spellings for future weeks and to re-visit past spellings.
These can be found on the school website at <https://www.newbridge.bathnes.sch.uk/> and go to the tab **Classes** and click on your class.

Using the words and writing them down are the best ways to learn them. Activities you could do are:

- Find the meaning of the words
- Put the words into sentences
- If there is a pattern, how many words can you find with the same pattern?
- Draw pictures of what the words mean with the word in the picture
- Create a word search
- Create a crossword
- Test your parents!

Daily Maths

Four rules: subtraction

Here is a short video and a few exercises on how to column subtract.

[Subtraction column method BBC Bitesize](#)

What's the difference? Today, we want you to go and find the difference between things. You could find the difference between:





- The length of rooms
- The books on shelves
- Teddy bears
- Number of points scored in a game
- Flowers on plants
- Weight of things
- The value of coins in hands
- People living in different countries (you will need to research!)
- Number of endangered species

The list is endless and is only limited by your imagination, which we know is great! You could contact a family member, or a friend, and find the difference between numbers of things that you decide on.

**Adventure Stories:
Introducing characters using speech (inverted commas)**

Here is a short video and exercise to help you with using inverted commas (speech marks)
[Inverted Commas and Punctuation BBC Bitesize](#)

Today, it is time to introduce your characters using speech, which is a conversation that is written down as part of the story.

-  Use inverted commas to indicate speech.
-  Use a capital letter at the beginning of speech.
-  Punctuate the end of the speech inside the inverted commas.
-  Use a new line for each new speaker.



When writing dialogue, it's important that you punctuate the speech correctly.

Speech can be an interesting way to **develop characters**. Think about the way your characters talk and what that might say about their personality.

"Good day sir," said the old man while waiting by the side of the river.
"What a fine day it is today."
"You what?" exclaimed the hunter, who came out of the jungle. "What is you on about? It's well 'ot and I ain't likin' it."

Speech can be great when **advancing the plot of a story**. Try using your characters to tell the reader what is happening.

"Mabel? What is it? What can you see?" Rufus said, frantically peering around.
Megan was shaking and pointing to a space just in front of her. "There... there...there's...a..."

Speech can really help to **create tension within a story**. Having two or more characters in danger can make great speech for your reader.

"We're not going to make it!" Ellie panicked.
"There's not enough time to get out!"

Now we want you to write a conversation between your characters in your story, remembering how you will introduce their personality and create tension or develop the plot. Remember punctuation!

Healthy Me

20 Questions!

Think of an object and have a member of your family ask a **Yes** or **No** question to try to learn more about the mystery object. Answer the question with a Yes or No.
Take turns asking Yes or No questions up to a total of 20 Questions and see if they can guess your object.
Take it in turns to ask the questions.



Problem of the Day

Today is a tricky day, can you find these things but they all have to start with the letter 'Z'?

A) A computer game B) A vegetable C) A river D) A vehicle E) An adjective

The activities below are supplementary and can be used to further extend learning opportunities whilst at home.

Home Learning

Please look at your Home Learning grid.
Visit the school website at <https://www.newbridge.bathnes.sch.uk/> and go to the tab **Classes** and click on your class.
Please plan and complete these activities throughout the duration of the school closure.

National Curriculum Word Lists	Look in your Reading Log and find all of the spellings for your year group. How many of these can you learn? Can you write a sentence using the words?
Curriculum Overview	<p>Take time to look at the Curriculum Overview for your year group. This can be found on the school website at https://www.newbridge.bathnes.sch.uk/ Go to the tab Key Information, go down the menu on the left hand side to Curriculum, go to Termly Overview and click on the one for your year group.</p> <p>Talk to a grown up at home and decide on an aspect you would like to find out more about. This means that when you come back to school, you will be able to share something new.</p>
Useful websites	Please see the useful websites list.

Well done for trying all of these areas of learning. Please can I ask that your parent sends a few lines in an email to let me know what you have completed today.

Please look out for tomorrow's learning, from Mr Hempleman and Mr Cumpson