

Tuesday 16th June:

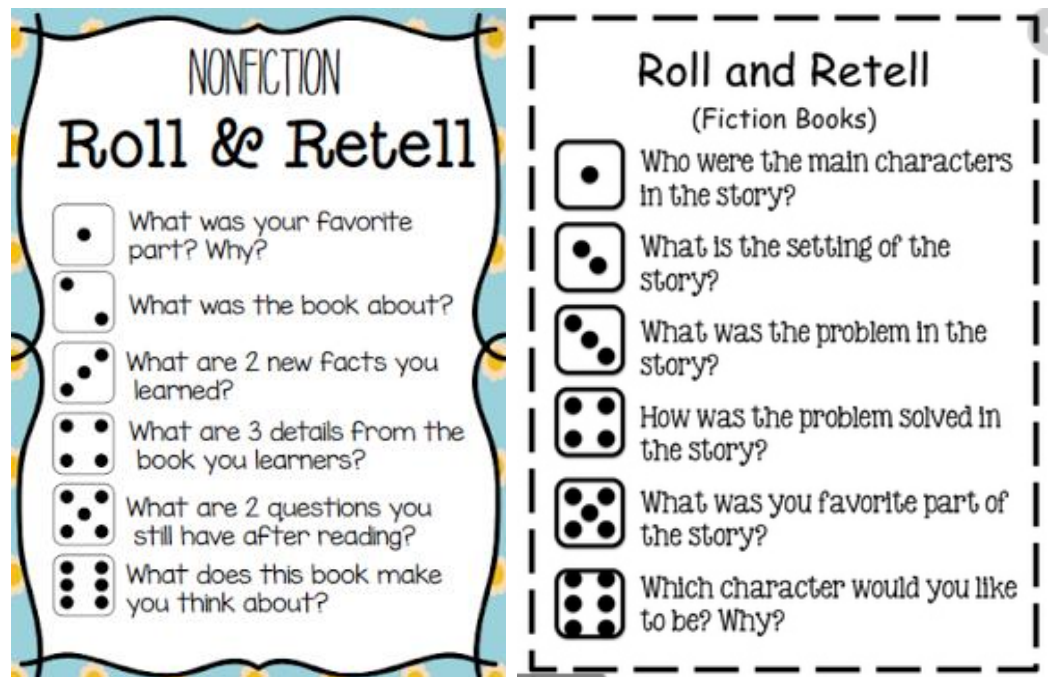
Good morning Year 2. What did you think of yesterday's activities? Did you enjoy yourself? We hope so! How did you get on with Monday's riddle? Why do bees hum?...The answer was because they have no words! Very well done if you got this correct.

Have a lovely day and enjoy your learning today.

Daily reading

Enjoy reading your book today for 10-15 minutes.

It's really important that we understand the texts we read. A really good way to do this is to have a discussion about what we have read. Roll and retell allows you to do this and you can play with fiction or non-fiction books. If you don't have a dice, you could make your own or simply write down numbers 1-6 on strips of paper and turn them over instead of a roll.



Top Tips:

- Prior to reading, encourage your child to focus on the title of the book, the author, the illustrator and the front cover. Make predictions about what you think will happen in this book based on these factors. Afterwards, read the blurb and see if it gives you any further hints.
- Continue asking your child questions throughout the book but also encourage them to ask questions as this will further their understanding of the text.
- When you have finished the story, is your child able to retell the events in the order in which they happened? If you are reading non-fiction, can they recall any interesting facts that they have read?

Daily counting, number bonds or times tables

Odd or even? Add 5, add 10, subtract 10, subtract 5

Write down a large selection of odd and even numbers, turn them over so that you can't see them and put them in a pile.

Next, create two circles and label them **odd** and the other **even**.

Then, make four different cards that say '**add 5**', '**add 10**', '**subtract 5**' and '**subtract 10**' and turn these over too so that you can't see them. Now you can start to play!

Pick up an odd and even card, say whether the number is an odd or even number and explain why. Then choose one of your '**add 5**', '**add 10**', '**subtract 5**' and '**subtract 10**' cards and then do this to the number.

Now think about whether the number is odd or even, explain why and then put it into the correct circle.

Termly Spellings

This week’s spelling pattern focuses on words with the I sound spelt ‘al’.

- metal
- capital
- hospital
- animal
- friend
- parents

Have a go at learning your spellings today by writing them into sentences. Remember to think carefully about your punctuation.

Or

Try getting creative and have fun writing the words out using bubble writing. Add colour and fancy patterns to your letters for an extra bit of fun!

Daily Maths

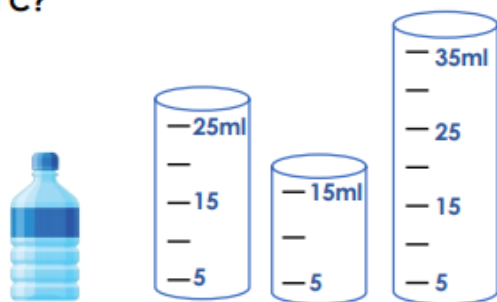
For any help and activities for measuring this week, please log in to Maths with Parents: www.mathswithparents.com . If you haven’t registered before, log in as a parent with your child’s details and the class code - **2EO = 717743** **2G = 633030**

Gather different sized containers in width and height. Estimate how much is in each container using millilitres. Remember to use millilitres to record your measurements. Record your results in the table:

Container	Estimate	Amount

Challenge –

The bottle contains 75ml. Could all of the liquid be poured into containers A, B and C?



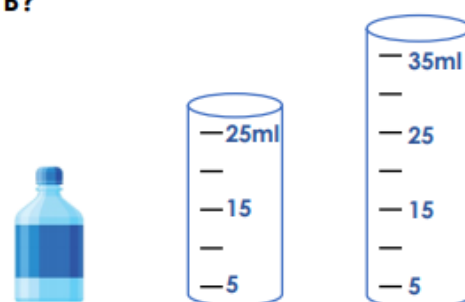
Convince me!

A

B

C

The bottle contains 55ml. Could all of the liquid be poured into containers A and B?



Convince me!

A

B

Daily English/ Phonics

Dictated sentence:

Please read the following sentences to your child. Then re-read slowly one word at a time while your child writes the sentence.

Please look to see if you can find any gold paint.

I need a break because I am feeling drowsy.

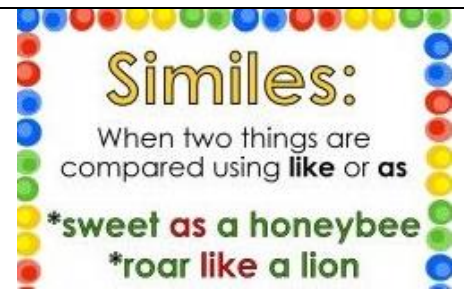
Copy the following real and alien words, then put sound buttons on them. Press the buttons to read the words.

shipment yuthump sadge sharpener

Put the following common exception words into sentences. Remember your punctuation.

father even sure who

Challenge: Have a go at using similes in the sentences you use today.



Optional extra – <https://www.phonicsbloom.com/uk/game/list/phonics-games-phase-5>
Choose a game suitable for your child.

Writing:

Today, we are continuing to look at Spike Milligan's poem 'On the Ning Nang Nong'.

Alliteration is when words start with the same sound e.g. She sells sea shells on the sea shore. Spike Milligan uses alliteration in his poem that we are exploring. Can you spot his use of alliteration in 'On the Ning Nang Nong'?

Your task today is to have a go at rewriting the poem in your own way. Think carefully about changing the alliterative phrases (Ning Nang Nong) and how you might change the words to add rhyme in your poem. You may want to simply start with the first part of the poem and add pictures around it to help you to add imagination into it, this also might allow you to think about the next part of the poem.

On the _____
Where the _____
And the _____.

Once you have finished your poem, try performing it.
Can you change your voice or add in dance moves?



Have another look at how Spike Milligan performs to give you some ideas.
<https://www.bbc.co.uk/bitesize/clips/zgnxpv4>

Challenge – Try to include similes and expanded noun phrases into your version of the poem.

Healthy Me

Host a sports day!

Design different races to play in your garden or in an outside space. You may like to get your family or friends involved too. You could teach them how each race works by video call (if you can't meet up in person) and ask them to time themselves taking part in each race. Perhaps you could design and make a trophy for the winner.



Problem of the Day

Challenge – Build with food!

Today, try building a structure of your choice using food. You may like to use cocktail sticks, cardboard tubes or anything else that you think will help to add to your design. Think about using marshmallows, dates, gumdrops or any food that is slightly sticky as these will assist your build. We would love to see your creations so please send us any photographs of your designs!



Today's riddle – What goes up and down but never moves?

The activities below are supplementary and can be used to further extend learning opportunities whilst at home.

Home Learning	<p>Please look at your Home Learning grid for Term 6 on the school website at https://www.newbridge.bathnes.sch.uk/ and go to the tab Classes and click on your class.</p> <p>Please plan and complete these activities throughout the duration of the school closure.</p>
National Curriculum Word Lists	<p>Look in your Reading Log and find all of the spellings for your year group. How many of these can you learn? Can you write a sentence using the words?</p>
Curriculum Overview	<p>Take time to look at the Curriculum Overview for your year group. This can be found on the school website at https://www.newbridge.bathnes.sch.uk/ Go to the tab Key Information, go down the menu on the left hand side to Curriculum, go to Termly Overview and click on the one for your year group.</p> <p>Talk to a grown up at home and decide on an aspect you would like to find out more about. This means that when you come back to school, you will be able to share something new.</p>
Useful websites	<p>Please see the useful websites list.</p>

Well done everybody for your super hard work.
We hope your learning goes well today. Have fun with your sports day and your food building creations!

2EO: 2eo@newbridge.bathnes.sch.uk 2G: 2g@newbridge.bathnes.sch.uk

Have a good day and remember to look out for tomorrow's learning.

From the Year 2 teachers