

Tuesday 16th June: Good Morning Year 4. Have a terrific Tuesday.
Mr H and Mr C.

Daily reading

Today, please read for 30 minutes. If anyone at home has the opportunity to discuss this with you, please ask them to.
Read through the report about rivers at the bottom of the daily learning. With the tricky words from yesterday, put them into sentences.

Daily times tables

Please continue to learn your year group times tables: 6x, 7x and 9x.
If these are a bit tricky, please work on your 2x, 5x and 10x or 3x, 5x and 8x.

Choose a table you need to work on [timestables.co.uk](https://www.timestables.co.uk) website.
Then go through each step before trying the games.

Times tables website: <https://www.timestables.co.uk/>

Termly Spellings

Please take time to learn spellings for future weeks and to re-visit past spellings.
These can be found on the school website at <https://www.newbridge.bathnes.sch.uk/> and go to the tab **Classes** and click on your class.

Using the words and writing them down are the best ways to learn them. Activities you could do are:





- Find the meaning of the words
- Put the words into sentences
- If there is a pattern, how many words you can find with the same pattern
- Draw pictures of the what the words mean with the word in the picture
- Create a word search
- Create a crossword
- Test your parents!


Daily Maths

Statistics: This week, we will be looking at statistics (data) and creating tables, graphs, surveys and answering questions.

Create a table to show everything you saw on your Darwin walk form yesterday.

Here is an example.

	Item	Number I Have Found
	tree stump	
	bee hive	
	cherry blossom tree	
	poppy	



Daily English

SPAG Conjunctions:

Help to finish these fairy tale sentences by adding a subordinate clause to the end of each one. Use the conjunctions in the box below to help you to extend the sentences. For example:

Humpty Dumpty sat on the wall **whilst the King's horses approached**.

when	if	because	although	unless
as	despite	until	since	

- 6. The three little pigs were happy _____
- 7. The Gingerbread Man wouldn't have been eaten _____
- 8. The prince managed to get to Sleeping Beauty's palace _____
- 9. Rapunzel threw her hair out of the window _____
- 10. Belle stayed in the castle _____

This week, we are going to write a report about learning from home.

How can you learn at home?

Write sentences about each of the different ways you have learned at home. Try and use conjunctions to extend your sentences.




Healthy Me

The Greatest Showman Part 2:

Plan your own circus show and invite your family to see your new skills.

Don't forget that Joe Wicks is delivering a 30 minute PE lesson every day.

Keep varying your warm ups and warm downs.



Problem of the day

Can you find these things - but they all have to start with the letter 'R'?

- A) European country
- B) Vegetable
- C) Pet
- D) Sport
- E) Artist

The activities below are supplementary and can be used to further extend learning opportunities whilst at home.

Home Learning

Please look at your Home Learning grid.

Visit the school website at <https://www.newbridge.bathnes.sch.uk/> and go to the tab **Classes** and click on your class.

Please plan and complete these activities throughout the duration of the school closure.

National Curriculum Word Lists	Look in your Reading Log and find all of the spellings for your year group. How many of these can you learn? Can you write a sentence using the words?
Curriculum Overview	Take time to look at the Curriculum Overview for your year group. This can be found on the school website at https://www.newbridge.bathnes.sch.uk/ Go to the tab Key Information , go down the menu on the left hand side to Curriculum , go to Termly Overview and click on the one for your year group. Talk to a grown up at home and decide on an aspect you would like to find out more about. This means that when you come back to school, you will be able to share something new.
Useful websites	Please see the useful websites list.

Well done for trying all of these areas of learning. Please can I ask that your parent sends a few lines in an email to let me know what you have completed today.

4H: 4h@newbridge.bathnes.sch.uk 4C: 4c@newbridge.bathnes.sch.uk

Please look out for tomorrow's learning, from Mr Hempleman and Mr Cumpson

Rivers

How Are Rivers Made?

Rivers are large, natural streams which flow to the sea or to a lake. Rivers begin life at the **source**, which could be a natural spring, melted ice and snow, or rainwater running down the land. Most rivers start as a tiny stream, high up a mountain. Smaller streams merge into one larger **channel** and **erode** the land until a river is formed. Most rivers end up in the sea at the **mouth** of the river.

The World's Greatest Rivers

Some rivers around the world are famous for being long, wide or fast-flowing. The Nile river in Africa is the longest river in the world. It is 6,650km long. The Nile river **basin** covers eleven countries and flows into the Mediterranean Sea.

The Amazon river in South America is the world's widest river. At its widest point,



The Nile river has so many people living alongside it that the lights of the houses and streets can be seen from space.

River Life

Rivers are essential for life as we know it. They carry water and important nutrients all around the earth and provide habitats for millions of species of plants and animals.

Humans use rivers for many different things, such as:

- Drinking water
- Transport
- Washing
- Trading
- Cleaning clothes
- Leisure
- Fishing



Millions of people around the world rely on rivers to make their living.