

Tuesday 19th May: Good morning Ladybird and Bee Class! Today is National Endangered Species Day. Do you know any endangered species? What is one thing we can do to help the endangered animals?

Daily reading We hope that you were able to access Oxford Owl <https://home.oxfordowl.co.uk/> Today, see how much of 'Dad, can you do this?' <https://www.oxfordowl.co.uk/api/interactives/24319.html> your child can read independently. Can you spot any tricky words?
Please let your class teacher know if you cannot access Oxford Owl and we will make alternative reading provision for you, or you could read your own stories.

Daily counting Last week, we introduced you to number bonds between 11 and 15. Today, we would like you to practise your number bonds to 12. You could create a song, a dance or just write these down to help you remember.







Tricky words Please take time to learn your tricky words. These can be found in your learning pack that we have sent home. Concentrate on the words that you know you find tricky and choose a few words to practise each day.


Here are some activities you may not have tried yet. Perhaps you could do one a day this week.

- Write the words on plastic bottles and play skittles! Read out the words you knock over.
- Stepping stones. Write the words on large pieces of paper shaped as stones. Every word that you jump on, have a go at reading out loud.
- Make a paper chain of tricky words
- How many times can you use a tricky word in one sentence? For example "the dog and the cat went to the park"
- Make and play your own game of 'roll it, read it', as shown below. Use words that your child isn't sure of yet.

Roll it, Read it, Phase 2 Tricky Words

Roll the die, read the number, choose a word from that column. If you can read it then cover it with a counter.
Who can get the most counters on the board?

					
the	no	go	into	to	I
no	go	into	to	I	the
go	into	to	I	the	no
into	to	I	the	no	go

<p>Daily Maths</p>	<p>Today, we would like you to continue doubling numbers up to 10 with your doubling machine. Just like yesterday, can you use this doubling machine to help you double numbers between 6 and 10 (e.g. double 6 is 12, double 7 is 14, double 8 is 16, double 9 is 18, double 10 is 20). It doesn't matter what objects that you use to double, as long as the visual aspect of seeing the objects become 2 times more is there. It would be great if you could write these number sentences down as well, so that you can see how we represent this in writing.</p> 
---------------------------	--

<p>Daily English/Phonics</p>	<p>Phonics: This week, we are learning how to read CVCC words (consonant, vowel, consonant, consonant). Revisit: Play a flashcard game to revise sounds from Phase 2 and Phase 3. Teach: Use a phoneme frame. Say the word 'sent'. Model how the child would put a phoneme (sound) in each box. Repeat with: jump, damp.</p> <table border="1" data-bbox="309 1016 802 1133"> <tr> <td>s</td> <td>e</td> <td>n</td> <td>t</td> </tr> </table> <p>Practise: Ask children to write these words in a phoneme frame independently: belt, mend, hurt, Apply: Can you write these words in a sentence AND use tricky words?</p> <p>Please do not move on to Phase 4 until your child is completely secure in Phase 2 and 3. You can always refer back to this planning when they are ready to move on.</p> <p>Writing: Yesterday you created your characters, today you're going to draw the scenery. Draw your scenery and write some words to describe it. See if you can use some interesting descriptive words. These will help you write your story.</p>	s	e	n	t
s	e	n	t		

<p>Healthy Me</p>	<p>Can you write a healthy recipe that you and your family could enjoy? You could share this recipe with your friends and have a go at making each other's!</p>
--------------------------	---

<p>Daily Challenge</p>	<p>This week, we are going to create our very own sock puppet story! Do you have any old socks? (I hope they're not too smelly!) Can you decorate your sock to look just like the character you designed yesterday?</p>
-------------------------------	---

The activities below are supplementary and can be used to further extend learning opportunities whilst at home.

<p>EYFS Word Lists</p>	<p>Look in your Reading Log and find all of the spellings for EYFS. How many of these can you learn? Can you write a sentence using the words?</p>
-------------------------------	--

<p>Home Learning</p>	<p>Please look at your Home Learning grid. Visit the school website at https://www.newbridge.bathnes.sch.uk/ and go to the tab Classes and click on your class.</p> <p>Please plan and complete these activities throughout the duration of the school closure.</p>
-----------------------------	---

<p>Useful websites</p>	<p>Please see the useful websites list.</p>
-------------------------------	---

Enquiry Research

Our enquiry this term is 'What is a story?'. You could create your own project book about your favourite stories, research where stories come from, or write a list of books to share with a friend. Perhaps you could even set up a 'book sharing' group between your classmates.

Well done for trying all of these areas of learning. Please can I ask that your parent sends a few lines in an email to let me know what you have completed today.

BEE CLASS: bees@newbridge.bathnes.sch.uk LADYBIRD CLASS: ladybirds@newbridge.bathnes.sch.uk

Please look out for tomorrow's learning. Well done from Miss Keane and Miss Mylan.