

Tuesday 23rd June:

Morning Year 5. Another day of wonderful learning is ahead of you. Aim high today and think about producing your best in all that you do. Set yourself a challenge and at the end of the day reflect on how well you have done!

Today's uplifting song is: **'Ain't no mountain high enough'** by Marvin Gaye or may you'd prefer the version by Diana Ross and The Supremes. (Mrs Bartlett does).

<https://www.youtube.com/watch?v=5stepYJno7rU>

Daily reading

Hurray! It's time for another speed reading activity.

Amazing Facts about the Human Body

- 8 • Your heart beats around one hundred thousand times
- 19 per day. This means that in one year it has pumped
- 28 around three million litres of blood around your body.
- 35 • Your nose can tell the difference between
- 39 one trillion different smells.
- 49 • The acid inside your stomach that helps you to digest
- 54 food can actually dissolve metal.
- 60 • The smallest bone in the human
- 66 body can be found inside the
- 73 ear. It is called the stapes (or
- 79 stirrup) bone and it is only
- 83 around three millimetres long.
- 88 • Your nose and ears continue
- 90 growing throughout
- 93 your entire life.
- 98 • As well as having unique
- 103 finger prints, all humans also
- 107 have unique tongue prints!



Quick Questions



1. What do you think the word 'unique' means?



2. What are the two names for the smallest bone in the human body?



3. Give one reason why the author may have chosen to use bullet points to present this information.



4. Why do you think the author chose these particular facts?

Daily times tables

Write and solve the calculations using the times table fact below:

$$7 \times 6 = 42$$

A. $70 \times 6 = \square$

C. $360 = \square \times 6$

B. $420 \div \square = 7$

D. $480 \div \square = 80$

Termly Spellings

Please take time to learn spellings for future weeks and to re-visit past spellings. These can be found on the school website at <https://www.newbridge.bathnes.sch.uk/> and go to the tab **Classes** and click on your class.

nought
enough
bought
toughen
thorough

Today, we would like you to put your spellings into sentences. Do you know what they mean? Challenge yourself by using the following punctuation ; ! ?

RECAP: Write the answers in your maths book.

5a. Match the units of measurement to the correct categories.

weight

millilitres

distance

litres

volume

kilometres

grams

5b. Match the units of measurement to the correct categories.

weight

kilograms

length

millilitres

volume

metres

centimetres

We are now going to look at measuring using imperial measurements. Your parents should know all about these.

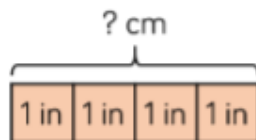
Miles, feet and inches are old units of length. These are known as **imperial units of length** but are not now commonly used in maths.

- There are 12 inches in a foot.
- An inch is roughly equal to 2.5 centimetres.
- A foot is roughly equal to 30 centimetres.
- A mile is roughly equal to 1.5 kilometres.
- And 2.2lb equal 1 kilogram.

Now try these:

One inch is approximately 2.5 centimetres
 $1 \text{ inch} \approx 2.5 \text{ cm}$

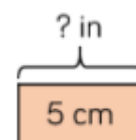
Use the bar models to help with the conversions.



$$16 \text{ in} \approx \square \text{ cm}$$

$$15 \text{ in} \approx \square \text{ cm}$$

$$33 \text{ in} \approx \square \text{ m}$$



$$10 \text{ cm} \approx \square \text{ in}$$

$$1 \text{ cm} \approx \square \text{ in}$$

$$5.5 \text{ m} \approx \square \text{ in}$$

1 kilogram is approximately 2 pounds
 $1 \text{ kg} \approx 2 \text{ lbs}$

Use this information to complete the conversions.

$$2 \text{ kg} \approx \square \text{ lbs}$$

$$5 \text{ kg} \approx \square \text{ lbs}$$

$$\square \text{ kg} \approx 22 \text{ lbs}$$

$$55 \text{ kg} \approx \square \text{ lbs}$$

There are 568 millilitres in a pint.

How many litres are there in:

2 pints

5 pints

0.5 pints

2.5 pints

Practical activity:

Why not find your weighing scales or measuring jug and estimate an amount and then measure it accurately.

e.g. 354 millilitres of water

125g of flour

1.5 pints of milk

Daily English

How was Anglo-Saxon Britain ruled?

Who invaded which parts?

If you access to the internet then please take a look at the BBC Bitesize information and then fill in the map below.

You could research more information and write a paragraph with the map to explain why the map of Britain looked liked it did.

<https://www.bbc.co.uk/bitesize/topics/zxsbcdm/articles/zqrc9j6>


If cannot access the internet then use the attached sheet to help you.


Seven Kingdoms of Anglo-Saxon Britain

Find and label the seven kingdoms of Anglo-Saxon Britain.

Northumbria	Wessex	East Anglia	Mercia
Kent	Sussex		Essex



<p>Healthy Me</p>	<p>How did your circuit training go last term? Why not set up another circuit in the garden or in the house and time yourself again. Are you any quicker? Write your own circuits cards so that you can use them again or somebody else in the family could follow them.</p> <div style="text-align: center;">  <p>Fitness Circuit Cards</p> </div>
--------------------------	---

<p>Problem of the Day</p>	<p>Anglo-Saxon Runes Worksheet</p> <p>Name: Date:</p> <p>Below is the Anglo-Saxon alphabet.</p> <div style="text-align: right;">  </div> <table style="width: 100%; text-align: center;"> <tr> <td>ƿ</td><td>ᛃ</td><td>ᚨ</td><td>ᚼ</td><td>ᚾ</td><td>ᚿ</td><td>ᚷ</td><td>ᚨ</td><td>ᚱ</td><td>ᚲ</td><td>ᚴ</td><td>ᚵ</td><td>ᚶ</td><td>ᚷ</td><td>ᚸ</td><td>ᚹ</td> </tr> <tr> <td>a</td><td>b</td><td>c</td><td>d</td><td>e</td><td>f</td><td>g</td><td>h</td><td>i</td><td>j</td><td>k</td><td>l</td><td>m</td><td>n</td><td></td><td></td> </tr> <tr> <td>ᚹ</td><td>ᚺ</td><td>ᚻ</td><td>ᚾ</td><td>ᚿ</td><td>ᚷ</td><td>ᚸ</td><td>ᚹ</td><td>ᚺ</td><td>ᚻ</td><td>ᚾ</td><td>ᚿ</td><td>ᚷ</td><td>ᚸ</td><td>ᚹ</td><td>ᚺ</td> </tr> <tr> <td>ng</td><td>o</td><td>p</td><td>q</td><td>r</td><td>s</td><td>t</td><td>u</td><td>v</td><td>w</td><td>x</td><td>y</td><td>z</td><td></td><td></td><td></td> </tr> </table> <p>1. Now write your own secret rune message for your friend to work out!</p> <hr/> <hr/>	ƿ	ᛃ	ᚨ	ᚼ	ᚾ	ᚿ	ᚷ	ᚨ	ᚱ	ᚲ	ᚴ	ᚵ	ᚶ	ᚷ	ᚸ	ᚹ	a	b	c	d	e	f	g	h	i	j	k	l	m	n			ᚹ	ᚺ	ᚻ	ᚾ	ᚿ	ᚷ	ᚸ	ᚹ	ᚺ	ᚻ	ᚾ	ᚿ	ᚷ	ᚸ	ᚹ	ᚺ	ng	o	p	q	r	s	t	u	v	w	x	y	z			
ƿ	ᛃ	ᚨ	ᚼ	ᚾ	ᚿ	ᚷ	ᚨ	ᚱ	ᚲ	ᚴ	ᚵ	ᚶ	ᚷ	ᚸ	ᚹ																																																		
a	b	c	d	e	f	g	h	i	j	k	l	m	n																																																				
ᚹ	ᚺ	ᚻ	ᚾ	ᚿ	ᚷ	ᚸ	ᚹ	ᚺ	ᚻ	ᚾ	ᚿ	ᚷ	ᚸ	ᚹ	ᚺ																																																		
ng	o	p	q	r	s	t	u	v	w	x	y	z																																																					

The activities below are supplementary and can be used to further extend learning opportunities whilst at home.

<p>Home Learning</p>	<p>Please look at your Home Learning grid. Visit the school website at https://www.newbridge.bathnes.sch.uk/ and go to the tab Classes and click on your class.</p> <p>Please plan and complete these activities throughout the duration of the school closure.</p>
-----------------------------	--

<p>National Curriculum Word Lists</p>	<p>Look in your Reading Log and find all of the spellings for your year group. How many of these can you learn? Use the strategies listed at the top of the page.</p>
--	---

<p>Curriculum Overview</p>	<p>Take time to look at the Curriculum Overview for your year group. This can be found on the school website at https://www.newbridge.bathnes.sch.uk/ Go to the tab Key Information, go down the menu on the left hand side to Curriculum, go to Termly Overview and click on the one for your year group.</p> <p>Talk to a grown up at home and decide on an aspect you would like to find out more about. This means that when you come back to school, you will be able to share something new.</p>
-----------------------------------	---

<p>Useful websites</p>	<p>Please see the useful websites list.</p>
-------------------------------	---

Well done for trying all of these areas of learning. Please can I ask that your parent sends a few lines in an email to let me know what you have completed today.

5B:5b@newbridge.bathnes.sch.uk**5H:**5h@newbridge.bathnes.sch.uk

Please look out for tomorrow's learning, from Mrs Bartlett and Mr Handson