

Tuesday 2nd June:

Good morning everybody! Did you enjoy yesterday's activities? We hope so!

How did you get on with yesterday's riddle, What did the beach say when the tide came in?... He said 'Long time no sea!' High five if you got this correct!

Fancy some more yoga this morning? Here's another one to get your day off to a good start.

<https://www.youtube.com/watch?v=rnIDBKD2S78>

Have a super day and enjoy your learning!

Daily reading

Today, please read for 10-15 minutes and have a go at answering these five questions to test your understanding.

- 1.) What happens in the story?
- 2.) Where is the story set? Is there more than one setting?
- 3.) Who is your favourite character and why?
- 4.) Can you describe your favourite part of the book?
- 5.) If you were to create a new character for the story, what would they be like?

Top Tips:

- Prior to reading, encourage your child to focus on the title of the book, the author, the illustrator and the front cover. Make predictions about what you think will happen in this book based on these factors. Afterwards, read the blurb and see if it gives you any further hints.
- Continue asking your child questions throughout the book but also encourage them to ask questions as this will further their understanding of the text.
- When you have finished the story, is your child able to retell the events in the order in which they happened? If you are reading non-fiction, can they recall any interesting facts that they have read?

Daily counting, number bonds or times tables
















Design and make your own 'addition' board game to test out your addition knowledge. This is an opportunity to make things more challenging for yourself with the two 2-digit numbers you choose to add together and use on your board game.

Think about the design of your board, will you have 'miss a go' or 'move back' squares? Don't forget to have fun decorating your board game too!

Challenge: Have a go at including adding three 2-digit number equations on your board game

e.g. $24 + 16 + 12 =$.

Look for where you can apply your number bond knowledge here.

START		$65 + 8$	$85 + 4$	$65 + 6$		$79 + 6$	$71 + 7$
$98 + 4$		$68 + 3$		$74 + 4$		$20 + 7$	
$58 + 9$		$61 + 3$		$82 + 6$		$32 + 6$	
$22 + 7$		$21 + 2$		$69 + 5$		$65 + 9$	
$91 + 6$		$56 + 4$		$28 + 4$		$53 + 4$	
$67 + 9$		$47 + 6$		$10 + 3$		$67 + 3$	$21 + 8$
$40 + 2$		$59 + 3$		$49 + 4$			$56 + 6$
$50 + 7$	$95 + 2$	$48 + 7$		$77 + 8$	$97 + 8$	$42 + 4$	$47 + 9$

Termly Spellings

This week's spelling pattern focuses on adding suffixes to words ending in 'y'.

Have a go at learning the spellings by counting out the amount of syllables in each word e.g. cry | ing (two syllables).

Or

Learn the spellings and practise using your beautiful cursive handwriting at the same time. Choose one word at a time and write that word over and over again, thinking carefully about joining up your letters accurately.

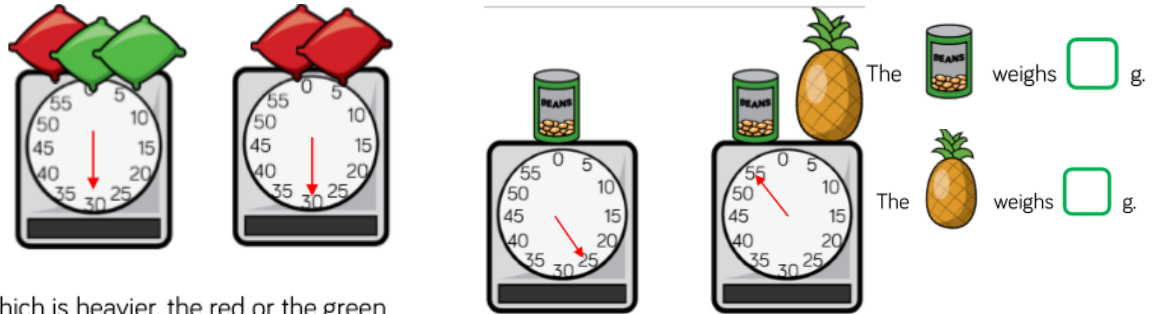
Daily Maths

For any help and activities for measuring this week, please log in to Maths with Parents: www.mathswithparents.com . If you haven't registered before, log in as a parent with your child's details and the class code - **2EO = 717743** **2G = 633030**

Use scales to record the mass of objects in grams.



Can you find these objects in your house and have a go at measuring them yourself using grams?



Which is heavier, the red or the green beanbag?
Explain why.

Challenge: What would be the weight of two pineapples and a tin of baked beans? Would you be able to use this scale? Explain why or why not?
Have a go at measuring some of these items at home. How much do they weigh individually and if you put them on the scales together?

**Daily English/
Phonics**

Dictated sentence: Please read the following sentences to your child. Then re-read slowly one word at a time while your child writes the sentence.

We will enjoy our lunch in about an hour.

I'm going to plant some flowers down the path so that it looks pretty.

Copy the following real and alien words, then put sound buttons on them. Press the buttons to read the words.

kraidling environment shelperskip extending

Put the following common exception words into sentences. Remember your punctuation.

half only father eye

Challenge: Today, try to use each word in a statement sentence (a sentence which tells you something) and a question sentence (a sentence that asks something). Remember to use the correct punctuation.

Optional extra – <https://www.bbc.co.uk/bitesize/topics/zqhp2p/articles/zc84cwx>

After learning about homophones, why not have a go at using them in sentences or make a list of all the different homophones you can think of!

Writing:

This term, we will be looking at different types of poetry. Poetry is a type of writing written by an author called a poet. Lots of poems have a rhythm which is a beat and many use repetition and similar word sounds to create the beat. For example, 'A candy bar, a piece of cake, a lollipop, a chocolate shake.' To begin with, we will be looking at descriptive poetry. A descriptive poem is one that mainly describes the subject — whether it be a person, an animal or an object. Have a look at the two types of descriptive poetry below.

GREEN GIANT

There lived a green giant whose name was Sam.
 His hair was the color of strawberry jam.
 He had one brown and one blue eye,
 And a beard the color of pumpkin pie.
 His coat and pants were oh so bright,
 Like a peppermint stick all red and white.
 His socks were as yellow as lemon pop.
 His shoes were as brown as a chocolate drop.
 His hat was the color of gingerbread,
 With a tall, tall feather of raspberry red.

MY NEIGHBOUR'S DOG IS PURPLE

My neighbour's dog is purple,
 its eyes are large and green,
 its tail is almost endless,
 the longest I have seen.

My neighbour's dog is quiet,
 it does not bark one bit,
 but when my neighbour's dog is near,
 I feel afraid of it.

My neighbour's dog looks nasty,
 it has a wicked smile,
 before my neighbour painted it,
 it was a crocodile.

To help you to begin to understand descriptive poetry, have a go at answering these questions:

- Can you find the adjectives and underline them?
- What other features can you identify?
- What do you like about the poems?
- What do you dislike about the poems?
- What are the poems about?
- What is similar about the poems?
- What is different about the poems?

Want to see other descriptive poems? Have a look at the link below to see a wide range.

<https://www.poetry4kids.com/poetic-device/descriptive/>

Challenge – Can you identify the similes in the first descriptive poem? Which adjectives would you choose to improve the similes? With the adjectives you choose, can you still make the poem rhyme?

Healthy Me

This week is '**National Growing for Wellbeing Week**'. The week celebrates how growing our own produce can keep ourselves happy and uplifted.



Grow your own cress!

Today, your task is to start the process of growing cress. There are lots of different ways you can grow cress. It can be done in egg shells, in egg boxes, on tissue paper, in a pot, on cotton wool or even in a potato! You could experiment and have a go at growing it in different ways to see which the best method of growing cress is. You may even want to see whether growing in the dark changes the way the cress grows too. Once your cress has grown, you can enjoy eating it and take joy in the fact that you grew your own produce!

Problem of the day	<p>Challenge – Design a toy! Have a go at designing a new toy that can be sold in a local toy shop. It is completely up to you what your toy looks like, or how it works, but your challenge is to design and make it. You may like to create a poster to go with your design to show how the toy works or to encourage people to buy it.</p> <p>Today's riddle – You can serve it, but never eat it? What is it?</p>
---------------------------	---

The activities below are supplementary and can be used to further extend learning opportunities whilst at home.

Home Learning	<p>Please look at your Home Learning grid for Term 6 on the school website at https://www.newbridge.bathnes.sch.uk/ and go to the tab Classes and click on your class.</p> <p>Please plan and complete these activities throughout the duration of the school closure.</p>
National Curriculum Word Lists	<p>Look in your Reading Log and find all of the spellings for your year group. How many of these can you learn? Can you write a sentence using the words?</p>
Curriculum Overview	<p>Take time to look at the Curriculum Overview for your year group. This can be found on the school website at https://www.newbridge.bathnes.sch.uk/ Go to the tab Key Information, go down the menu on the left hand side to Curriculum, go to Termly Overview and click on the one for your year group.</p> <p>Talk to a grown up at home and decide on an aspect you would like to find out more about. This means that when you come back to school, you will be able to share something new.</p>
Useful websites	<p>Please see the useful websites list.</p>

We hope you enjoy your learning today. We are so excited to see your toy designs, please let us know how you get on as we really love hearing from you.

2EO: 2eo@newbridge.bathnes.sch.uk 2G: 2g@newbridge.bathnes.sch.uk

*Enjoy your learning today and look out for tomorrow's activities.
Keep safe and take care.*

From the Year 2 teachers