

**Tuesday 2nd June:** On this day, in 1953, the coronation of Queen Elizabeth II took place in Westminster Abbey. She is the longest-lived and longest-reigning monarch in British history, and in 2017 became the first monarch to reach their Sapphire Jubilee. Doing anything for a long period of time takes patience and dedication and should ultimately be rewarding. Hopefully, over the past few weeks, you have found hobbies, activities or passions to dedicate your time towards. Enjoy today's home learning!

**Daily reading**

Enjoy reading your book for pleasure. Once finished, discuss with a family member your predictions of what might happen next in the story and why you think this to be so.

If you haven't yet stumbled across it, we thoroughly recommend enjoying J.K. Rowling's new book - The Ickabog - which can be read online for free here:

<https://www.theickabog.com/king-fred-the-fearless/>.

There is even a competition for you to design illustrations for when the book is eventually published in November.

**Daily times tables**

Write the missing numbers into these multiplication grids:

×	4	
7	28	
□	12	36

×		
9	63	54
□	56	48

**Termly Spellings**

Please take time to learn spellings for future weeks and to re-visit past spellings. These can be found on the school website at <https://www.newbridge.bathnes.sch.uk/> and go to the tab **Classes** and click on your class.

This week's spellings are:

crumb          climb          thumb  
subtle          plumber

**Activity:** Write five sentences, including one spelling word in each. Can you complete a sentence that includes all five words?

**Daily Maths**

Today's learning objective is: **Regular and Irregular Polygons.**

“Regular” means all the sides and angles in a shape are equal e.g. an equilateral triangle and a square are regular but a rectangle with unequal sides and an isosceles triangle are irregular polygons.

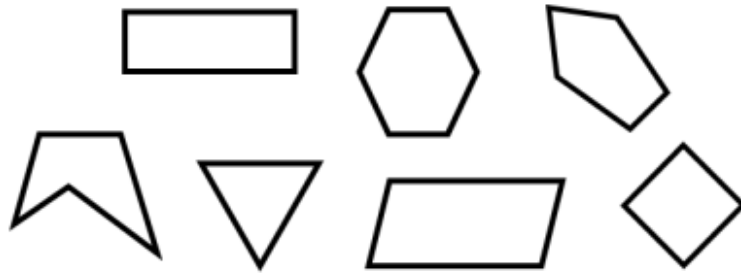
These questions can help prompt discussion beforehand:

- What is a polygon?
- Can a polygon have a curved line?
- Name a shape which isn't a polygon.
- What makes a polygon irregular or regular?
- Is a square regular?
- Are all hexagons regular?

Question 1



Sort the shapes in to irregular and regular polygons.

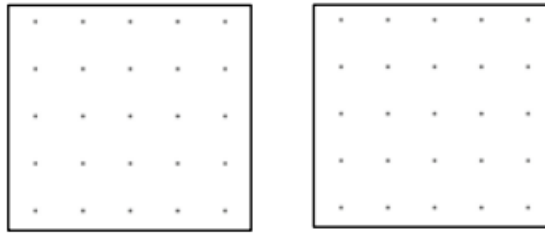


What's the same? What's different?

Question 2



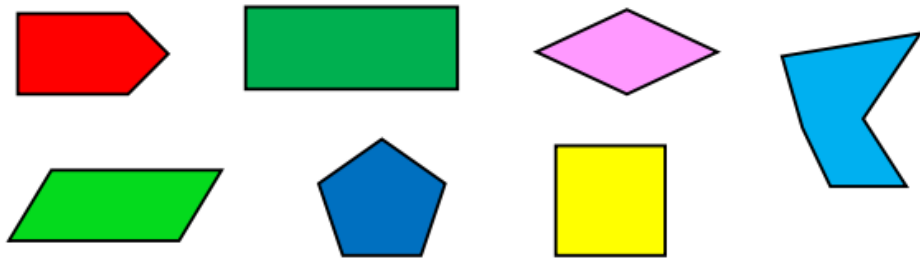
Draw a regular polygon and an irregular polygon on the grids.



Question 3

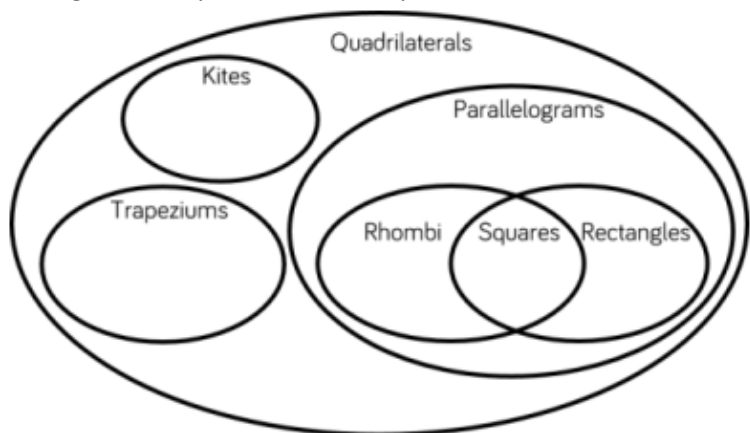


Look at the 2D shapes. Decide whether the shape is a regular or irregular polygon. Measure the angles to check.




If you would rather learn maths through a more practical task - try this:

Draw and cut out different polygons then sort them into groups using a range of different criteria. Two possible formats for sorting might include a Venn diagram or Carroll diagram:



	Regular polygon	Irregular polygon
Has at least one right angle		
Has no right angles		

<p><b>Daily English</b></p>	<p>Using your descriptive phrases about Grendel from yesterday's learning, write a character description of the dreaded beast!</p> <p><i>To be successful you will need to:</i></p> <ol style="list-style-type: none"> <li>1) Write a paragraph</li> <li>2) Use a range of powerful adjectives</li> <li>3) Link phrases using a range of conjunctions</li> <li>4) Use figurative language</li> </ol> <p>For example:</p> <p style="text-align: center;"><b>Grendel</b></p> <p>As he emerged from the drab and dingy cave, Grendel's razor sharp claws gleamed like broken glass in the scattered moonlight. He hadn't eaten for days and to make matters worse, the filthy remnants of his last meal no longer remained buried to be picked off from amongst the cavities that fell between his serrated fangs. He needed to hunt. He arched his deformed back - extending his skeletal frame beyond seven feet - causing each bone to crack and fall into place; revealing the monstrous carnivore that had struck fear into the heart of the kingdom for centuries.</p> 
<p><b>Healthy Me</b></p>	<p>To begin our PSHE about 'Changing Me', think of someone you admire. Examples could be a family member, a friend, a member of your religious group, a sportsperson, an author, an artist, a person from history, etc.</p> <p>On a blank piece of paper, draw and write everything that you admire about that person in as much detail as you can. Then explain to a family member who you have chosen and why.</p> <p>Next, turn your piece of paper over (or write on a new page) and do the same exercise about yourself. Use the same structure as you did for the person you admire, using words and pictures. Discuss these things through with a family member.</p> <p>Finally, why do you think you have done this activity? It helps to remind ourselves about the qualities and achievements in our lives so that we can focus on the things that truly matter.</p>
<p><b>Problem of the Day</b></p>	<p>Write down the alphabet, A -Z, in a list. Can you think of the name of a country for each letter? Once you have written down all of the countries that you know, look in an atlas (or online using Google Maps to complete any missing letters).</p> <p>As an extra challenge, which one of these places is the odd one out and why?</p> <p>a) Paris      B) Athens      c) Portugal      d) Madrid</p>
<p><b>The activities below are supplementary and can be used to further extend learning opportunities whilst at home.</b></p>	
<p><b>Home Learning</b></p>	<p>Please look at your Home Learning grid.</p> <p>Visit the school website at <a href="https://www.newbridge.bathnes.sch.uk/">https://www.newbridge.bathnes.sch.uk/</a> and go to the tab <b>Classes</b> and click on your class.</p> <p>Please plan and complete these activities throughout the duration of the school closure.</p>
<p><b>National Curriculum Word Lists</b></p>	<p>Look in your Reading Log and find all of the spellings for your year group. How many of these can you learn? Use the strategies listed at the top of the page.</p>

<b>Curriculum Overview</b>	<p>Take time to look at the Curriculum Overview for your year group. This can be found on the school website at <a href="https://www.newbridge.bathnes.sch.uk/">https://www.newbridge.bathnes.sch.uk/</a> Go to the tab <b>Key Information</b>, go down the menu on the left hand side to <b>Curriculum</b>, go to <b>Termly Overview</b> and click on the one for your year group.</p> <p>Talk to a grown up at home and decide on an aspect you would like to find out more about. This means that when you come back to school, you will be able to share something new.</p>
<b>Useful websites</b>	Please see the useful websites list.

*Well done for trying all of these areas of learning. Please can we ask that your parent sends a few lines in an email to let us know what you have completed today.*

**5B:** [5b@newbridge.bathnes.sch.uk](mailto:5b@newbridge.bathnes.sch.uk)      **5H:** [5h@newbridge.bathnes.sch.uk](mailto:5h@newbridge.bathnes.sch.uk)

*Please look out for tomorrow's learning, from Mrs Bartlett and Mr Handson*