

Tuesday 31st March

Hello again – we hope you are all well and working hard! We are so proud of you all and enjoy hearing what you have been up to via the email 6b@newbridge.bathnes.sch.uk

Daily reading

Today, please read for at least one hour- explain to someone in your house what you have read.
Year Six Book Group – this will start on **Monday 20th April** – I will run it on the daily learning sheets.
To remind you the book is **Orphans of the Tide by Struan Murray**. It is available from Moorland Road Bookshop (the owner will deliver it to you) or from some online retailers. Mrs Button.

Daily times tables

Please continue to learn your times tables up to 12x12 and be regularly tested.
Play Hit the Button <https://www.topmarks.co.uk/maths-games/hit-the-button> - this website will also help you with doubling, halving, square numbers and prime numbers.
<https://www.timestables.co.uk> - this is a great website to assess how you are doing with your times tables.
Play this link if you can use the computer.
<https://www.bbc.co.uk/bitesize/topics/zd2f7nb/articles/zn2y7nb>

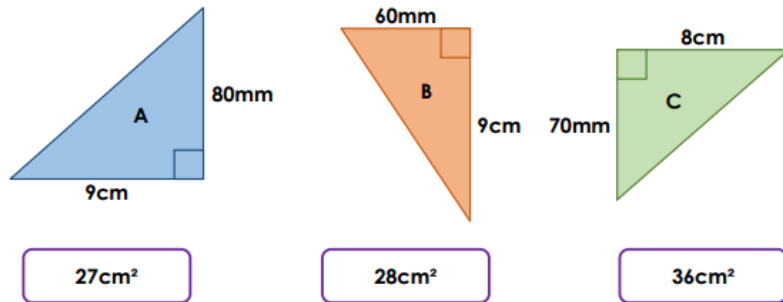
Daily Maths

Today, we would like you to revise area of triangles - to calculate the area of a triangle, multiply the height by the base then divide by 2.
<https://www.bbc.co.uk/bitesize/topics/zjbg87h/articles/zsqxfcw>

There are three options to choose from - please do at least two of the options.

Ready

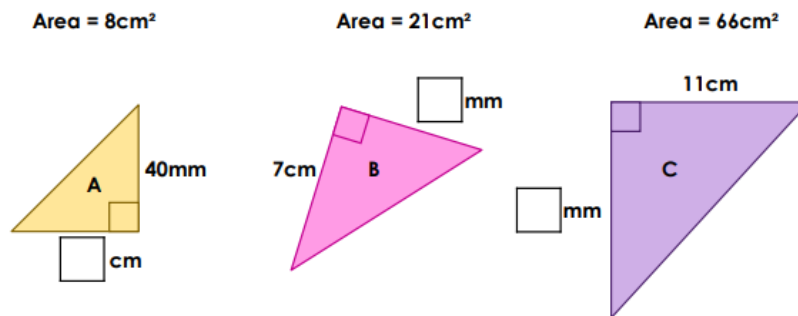
4. Calculate the area of the triangles below and match them to the correct area.



not to scale

VF
HW/Ext

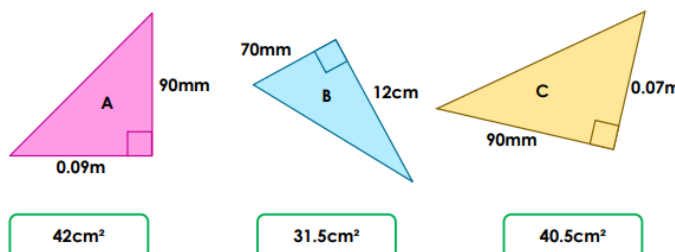
5. Find the missing lengths of the triangles.



VF.

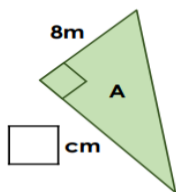
Steady

Calculate the area of the triangles below and match them to the correct area.

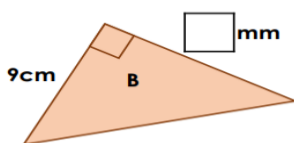


Find the missing lengths of the triangles.

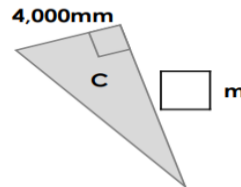
Area = 48m^2



Area = 49.5cm^2



Area = 16m^2



Go

9. Daniella is working out the dimensions of a triangle with an area of 22.5m^2 .

She says,



The area of my triangle has .5 at the end, so the length of the base and height must be odd numbers.

Is she correct? Explain how you know, giving an example of the possible dimensions.

Daily English

Continue with your research so you are ready for tomorrow's learning.

Country Name	
Continent	
Northern/Southern hemisphere	
Land locked or has a coastline	
Area e.g. square km/miles	
Language/s spoken	
Religion/s	
Developing/developed country	
Exports/imports	
Monarchy/government	
Natural resources	
Landmarks/buildings of interest	
Climate	
Major cities	
Ecosystems (forests, grasslands, deserts, tundra, freshwater and marine)	
Ethnicity	
Any other interesting facts/figures/information	

Problem of the day

Yesterday's answer - The last person took the basket with the last egg still inside.
 Today's problem - A woman gave natural birth to two sons who were born on the same hour of the same day of the same month of the same year. But they were not twins and she had no access to a time machine. How could this be?

BACK TO BACK BREATHING



Find a partner and sit on the floor back to back. Sit tall and close your eyes if you want to. Decide who will start - that person begins by inhaling deeply and then exhaling slowly, and then continues to breathe slowly and deeply. Their partner should feel the expansion in their partner's back each time they breathe in and then try to sync their own breathing so that both partners are breathing in time together.

The activities below are supplementary and can be used to further extend learning opportunities whilst at home.

Home Learning	Please look at your Home Learning grid. You should have a copy in your folder, if not visit the school website at https://www.newbridge.bathnes.sch.uk/ and go to the tab Classes and click on your class. Please plan and complete these activities throughout the duration of the school closure.
Termly Spellings	<p>Please take time to learn spellings for future weeks and to re-visit past spellings. These can be found on the school website at https://www.newbridge.bathnes.sch.uk/ - go to the tab Classes and click on your class.</p> <p>Also, you can learn the Year 5/6 statutory words that we have provided for you. Concentrate on the spellings that you know you find tricky.</p> <p>Remember the ways in which we practice them each week in class:</p> <ul style="list-style-type: none"> • Writing them forwards and backwards • Writing the vowels in a different colour • Write them in a pyramid shape • Look, write, cover, check • Each letter could be a different colour • You could also find out their meaning by using a dictionary • Can you write each one in a sentence?
National Curriculum Word Lists	Look in your Reading Log and find all of the spellings for your year group. How many of these can you learn? Can you write a sentence using the words?
Curriculum Overview	<p>Take time to look at the Curriculum Overview for your year group. This can be found on the school website at https://www.newbridge.bathnes.sch.uk/ Go to the tab Key Information, go down the menu on the left hand side to Curriculum, go to Termly Overview and click on the one for your year group.</p> <p>Which aspects have you not yet covered in class?</p> <p>Talk to a grown up at home and decide on an aspect you would like to find out more about. This means that when you come back to school, you will be able to share something new.</p>
Useful websites	Please see useful websites list.

Well done for trying all of these areas of learning. Please can I ask that your parent sends a few lines in an email to let me know what you have completed today.

All Year Six communication to go through this email: 6b@newbridge.bathnes.sch.uk

Please look out for tomorrow's learning, from Mrs Amor and Mrs Button.

