

**Tuesday 7th July:** Good Morning Year 4. How was your adventure outside? Have you got lots of ideas running around your head that need to be organised? Well, today is the day! It's also a day to look at shapes in a different way. Have a great day and try and connect with a friend.

Mr H and Mr C

**Daily reading**

Today, please read for 30 minutes. If anyone at home has the opportunity to discuss this with you, please ask them to.

Take the words you selected yesterday and write them into sentences. Try and extend your sentences by adding different types of words: nouns, adjectives, verbs and adverbs.

**Challenge:** Can you include a conjunction in each sentence and vary where you place them?

**Daily times tables**

Please continue to learn your year group times tables: 6x, 7x and 9x.

If these are a bit tricky, please work on your 2x, 5x and 10x or 3x, 5x and 8x.

Choose a table you need to work on on the [timestables.co.uk](https://www.timestables.co.uk) website, then go through each step before trying the games.

Times tables website: <https://www.timestables.co.uk/>

**Termly Spellings**

Please take time to learn spellings for future weeks and to re-visit past spellings.

These can be found on the school website at <https://www.newbridge.bathnes.sch.uk/> and go to the tab **Classes** and click on your class.

Using the words and writing them down are the best ways to learn them. Activities you could do are:

- Find the meaning of the words
- Put the words into sentences
- If there is a pattern, how many words can you find with the same pattern?
- Draw pictures of the what the words mean with the word in the picture
- Create a word search
- Create a crossword
- Test your parents!

**Daily Maths**

**It's all about shape:**

Today, we want you explore symmetry.

Watch the clip on **BBC Bitesize** to remind you about symmetry.

[BBC Symmetry in shape](#)

Now, in your book, draw regular 2D shapes:

**Steady:**

Draw a square, rectangle and triangle.

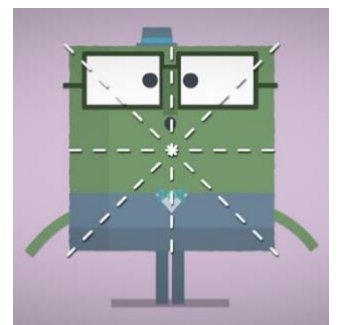


**Go:**

Also draw a parallelogram, rhombus, trapezium and circle.

Try find lines of symmetry and draw them using a ruler and maybe in a different colour pencil. With each shape can you write how many lines of symmetry it has?

**Challenge:**

How many lines of symmetry do the following shapes have?



<p><b>Daily English</b></p>	<p><b>Adventure Stories:</b>  <b>Story line and setting</b>          Today, it is time to take your ideas and organise them. We want you to create a story line for your adventure story including a setting.          What makes a great adventure story: great vocabulary, good characters, detail and description? Are you able to include a hook to lure the reader in to your story, and a cliff hanger to create suspense?</p> <p>Create your own story line.</p> <ul style="list-style-type: none"> <li>• Draw a line in your books.</li> <li>• Draw pictures, or use words, to help guide you through a story.</li> </ul> <p>If you wish to plan your story in your own way using bullet points or Post-It notes, you can do that too.</p> <p>Read your plan through with a family member or friend.          Is it complete?          Does it make sense?          Does it flow?</p> <div data-bbox="826 293 1469 842" data-label="Diagram"> </div>
<p><b>Healthy Me</b></p>	<p>Play <b>'What if?'</b> Think of some fun questions and discuss them with your family.</p> <p>For example: What if dogs could talk?          What would they say?          Would they have an accent?          Would different dogs have different voices?</p> <div data-bbox="1075 936 1522 1120" data-label="Image"> </div>
<p><b>Problem of the Day</b></p>	<p>Today is a tricky day, can you find these things but they all have to start with the letter 'X'?</p> <p>A) Boys' names B) Cities C) Musical instrument D) Animal</p>
<p><b>The activities below are supplementary and can be used to further extend learning opportunities whilst at home.</b></p>	
<p><b>Home Learning</b></p>	<p>Please look at your Home Learning grid.          Visit the school website at <a href="https://www.newbridge.bathnes.sch.uk/">https://www.newbridge.bathnes.sch.uk/</a> and go to the tab <b>Classes</b> and click on your class.          Please plan and complete these activities throughout the duration of the school closure.</p>
<p><b>National Curriculum Word Lists</b></p>	<p>Look in your Reading Log and find all of the spellings for your year group. How many of these can you learn? Can you write a sentence using the words?</p>
<p><b>Curriculum Overview</b></p>	<p>Take time to look at the Curriculum Overview for your year group. This can be found on the school website at <a href="https://www.newbridge.bathnes.sch.uk/">https://www.newbridge.bathnes.sch.uk/</a> Go to the tab <b>Key Information</b>, go down the menu on the left hand side to <b>Curriculum</b>, go to <b>Termly Overview</b> and click on the one for your year group.</p> <p>Talk to a grown up at home and decide on an aspect you would like to find out more about. This means that when you come back to school, you will be able to share something new.</p>
<p><b>Useful websites</b></p>	<p>Please see the useful websites list.</p>
<p><i>Well done for trying all of these areas of learning. Please can I ask that your parent sends a few lines in an email to let me know what you have completed today.</i></p> <p>4H: <a href="mailto:4h@newbridge.bathnes.sch.uk">4h@newbridge.bathnes.sch.uk</a> 4C: <a href="mailto:4c@newbridge.bathnes.sch.uk">4c@newbridge.bathnes.sch.uk</a></p> <p><i>Please look out for tomorrow's learning, from Mr Hempleman and Mr Cumpson.</i></p>	

# The Man Who Bought a Mountain

"Everyone: stick together, look out for each other and stay on the trail, please. The path is really rocky and steep. It's mostly uphill from here – but I suppose you'd all guessed that! As the elders say, the longest journey begins with a single step."

Yash finished his speech and smiled at the weather-beaten faces looking back at him. He had spoken loudly and clearly to the group of nine men and women, most of whom shuffled from foot to foot, adjusting huge rucksacks as they listened.

"Jeez! How old is this kid, eleven?" muttered one man towards the back.


"Actually, I'm twelve." Yash gritted his teeth.

*Twelve years living at the base of this mountain, he thought to himself, compared with the twelve hours since you got off the plane.*

A wise voice then echoed in his head.

*Always be welcoming to friends but be even more welcoming to visitors.*

He forced another smile and then fastened his rarely brushed brown hair into a messy knot with a plain elasticated band which he took from his wrist.



"Right, follow me. It's a few hours to the base camp. The Jagurdwa mountain is home to thousands of different species of animals and plants..."

Yash began his ritual of information and storytelling as he led the trek. He weaved his familiar route through the fields of amaranth crops, up a steep slope and past the Spring of Hope, where clear, cool ground water pooled gently before tumbling down the mountain rocks.

The area around the Spring of Hope always reminded him how much new life came from even the tiniest nooks and crannies on the vast Jagurdwa mountain. Cracks and crevices along the side of the steep path were home to beetles and spiders and, behind the cascading waterfall, a damp, shallow cave served as a perfect hiding place for other small creatures who preferred the darkness. The river

that cascaded from here with its streams and pools provided homes for fish and other creatures, and food for people.

Some visitors squealed or jumped in fright at the sight of the many animal species living on its slopes, but Yash loved to see them and took pleasure in trying to identify one set of distinguishing features from another. He knew that some animals lived only in this mountain region and nowhere else.



