

Tuesday 9th June: Good Morning Year 4. Today, we are going to be looking at time (both 12 hour and 24 hour) and more poetry about your household objects. Have a terrific Tuesday.

Mr H, Mr C and Miss Patterson

Daily reading

Today, please read for 30 minutes. If anyone at home has the opportunity to discuss this with you, please ask them to.

Read through the poem **'The Shadow'** by Robert Louis Stevenson. Use the tricky words from yesterday that you highlighted and put them into your own sentences.

Daily times tables

Please continue to learn your year group times tables: 6x, 7x and 9x. If these are a bit tricky, please work on your 2x, 5x and 10x or 3x, 5x and 8x.

Go on to the <https://www.timestables.co.uk> website and choose a table you need to work on. Then, go through each step before trying the games.

Termly Spellings

Please take time to learn spellings for future weeks and to re-visit past spellings. These can be found on the school website at <https://www.newbridge.bathnes.sch.uk/> and go to the tab **Classes** and click on your class.

Using the words and writing them down are the best ways to learn them. Activities you could do are:

- Find the meaning of the words
- Put the words into sentences
- If there is a pattern, how many words can you find with the same pattern?
- Draw pictures of the what the words mean with the word in the picture
- Create a word search
- Create a crossword
- Test your parents!

Daily Maths

This week, in maths, we will be looking at TIME!
Practice telling the time, and if you want to play the game from yesterday's daily learning with someone in your family that would be great.

Have a go at this analogue and digital time pairing game.

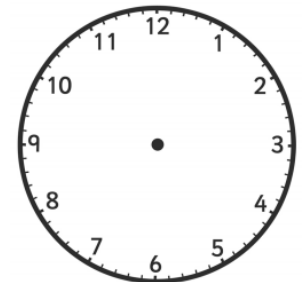
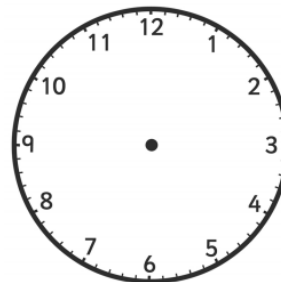
<https://www.twinkl.co.uk/go/resource/analogue-and-digital-time-pairing-game-tg-ga-188>

Today, we want you to make your own clock face circles. Draw them in your book and then write times separately on paper.

Quarter past one

Then

- Draw the times on the faces.



Convert the following times on these analogue clocks to digital time.

a)



b)



Draw the following times on these clock faces.

a)



b)



Now create your own, to test others in your family.

Daily English

This week, we will be looking at poetry and personification.

Poetry Personification:

Definition

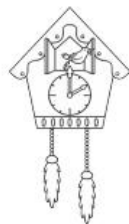
Personification is a figure of speech in which an object, an idea or an animal is given human qualities.

If you can imagine an object doing actions or behaving like a person, that's personification.

Choose a picture and a verb and create your own sentence.

The summer sun hugged the meadow.

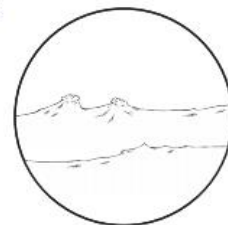
hugged



sang




watched



screached


yelled



smiled



swallowed

	<p>Now take the words you created yesterday describing the household object and put them into sentences. Which ones sound human? Can you change them to make them sound more human?</p>
Healthy Me	<p>Draw someone in your family: Draw around the outline of someone in your family on old newspaper or wallpaper or stick together a range of different paper be creative. Then write within it all the things you love and notice about them.</p> <div style="text-align: center;">  </div> <p>Don't forget that Joe Wicks is delivering a 30 minute PE lesson every day. Keep varying your warm ups and warm downs</p>
Problem of the Day	<p>Can you find these things but they all have to start with the letter 'P' A) Something you might eat at a cinema B) Italian food C) A bird D) A vegetable used at Halloween E) Musical instrument.</p>
<p>The activities below are supplementary and can be used to further extend learning opportunities whilst at home.</p>	
Home Learning	<p>Please look at your Home Learning grid. Visit the school website at https://www.newbridge.bathnes.sch.uk/ and go to the tab Classes and click on your class.</p> <p>Please plan and complete these activities throughout the duration of the school closure.</p>
National Curriculum Word Lists	<p>Look in your Reading Log and find all of the spellings for your year group. How many of these can you learn? Can you write a sentence using the words?</p>
Curriculum Overview	<p>Take time to look at the Curriculum Overview for your year group. This can be found on the school website at https://www.newbridge.bathnes.sch.uk/ Go to the tab Key Information, go down the menu on the left hand side to Curriculum, go to Termly Overview and click on the one for your year group.</p> <p>Talk to a grown up at home and decide on an aspect you would like to find out more about. This means that when you come back to school, you will be able to share something new.</p>
Useful websites	<p>Please see the useful websites list.</p>
<p><i>Well done for trying all of these areas of learning. Please can I ask that your parent sends a few lines in an email to let me know what you have completed today.</i></p> <p style="text-align: center;">4H: 4h@newbridge.bathnes.sch.uk 4C: 4c@newbridge.bathnes.sch.uk</p> <p><i>Please look out for tomorrow's learning, from Mr Hempleman and Mr Cumpson</i></p>	

My Shadow

By Robert Louis Stevenson

I have a little shadow that goes in and out with me,
And what can be the use of him is more than I can see.

He is very, very like me from the heels up to the head;
And I see him jump before me, when I jump into my bed.

The funniest thing about him is the way he likes to grow-
Not at all like proper children, which is always very slow;
For he sometimes shoots up taller like an india-rubber ball,
And he sometimes gets so little that there's none of him at all.

He hasn't got a notion of how children ought to play,
And can only make a fool of me in every sort of way.
He stays so close beside me, he's a coward you can see;
I'd think shame to stick to nursie as that shadow sticks to me!

One morning, very early, before the sun was up,
I rose and found the shining dew on every buttercup;
But my lazy little shadow, like an arrant sleepy-head,
Had stayed at home behind me and was fast asleep in bed.

