

Tuesday 9th June Good Morning! Today is Donald Duck Day! Who knew this iconic character has his own day? Why not watch a Donald Duck cartoon today if you can?



Love Mrs Button and Mrs Amor

Daily reading

Please read for at least half an hour today and if you want to complete the comprehension below, please do so.

Comprehension:

Can you see the wind?

The old, cold wrinkles on canal skin
A shiver of dead leaves clinging to bare-bone branch
Grass blades fencing a bloodless,
invisible foe.

Was it the wind?

The ghostly pull on scarf and hair
A paper flying carpet on a mystical journey
Bins tipped over in unseen malice; contents kicked down the road.

Is it the wind?

The howling warning before branches break
A cacophonous tantrum of flying garden furniture
Wide lorries felled by a giant's swipe,
ensuing chaos.

Was that the wind?

The weather forecast arrows: larger, sharper
A growing rumble, neither plane nor train
Uncoiled, reckless, spinning furies slinging, scattering, smashing, lashing.

Can you see the wind?

The occasional breath of the curtains
A flower nodding in a well-dressed crowd
Still

n
e
s
s

1. Highlight words you do not know. Pick one and write it here. Use the context to work out what it could mean.

2. The poem has five verses. Write a number from 1-5 which matches the description of the verses below.

A verse which explores several ways that the wind affects towns and cities:

A verse that compares the wind to a human body:

A verse where the answer to 'Can you see the wind?' might be 'No'.

The most violent verse:

A verse which implies the wind is magical:

3. In the second verse, how does the poet make the wind seem intentionally unkind? Support your answer with an example from the verse.

4. How does the author change the power of the wind as you move through the poem? Give an example from the poem to demonstrate what you are saying by contrasting different verses.

Daily Maths

Revision – Comparing Numbers

Ready/Steady

Comparing Numbers

1. For each of the following questions, use the symbols $<$, $>$ or $=$ to make th

a) 4.2		4.05
b) 2.92		2.09
c) 3.9		3.905
d) -5		-8
e) -1		1
f) $4 - 2 + 1$		$6 + 2 - 1$
g) $2 \times 4 + 2$		$10 + 4 \times 2$
h) 4×-2		-4×-2

2. Place a tick in the box if the number sentence is correct or place a cross in the box if it is incorrect. If the statement is incorrect, write out the correct number sentence by replacing the $<$, $>$ or $=$ symbol with the correct symbol in the corrections column.

	✓ or X	Corrections
a) $4.02 < 4.15$		
b) $5.92 > 5.092$		
c) $3.8 > 3.805$		
d) $-8 > -2$		
e) $-10 < -4$		
f) $4 + 5 \times 2 = 18$		
g) $32 + 22 + 2 < 28$		
h) $365 + 5 = 5 \times 73$		

Go:

3. Write a number sentence for each statement using the mathematical symbols $<$, $>$, $=$, \leq or \geq .

a. A fish swam farther than 4 metres but less than 6 metres (f is the distance swum by the fish, in metres).

b. The length of the table measured less than 1.5m but greater than 1.3m (t is the length of the table, in metres).





c. Students were only allowed into an activity area if they were 1.3m tall or shorter (h is the height of a student, in metres).

4. Assuming that x is a whole number, write down all the possible values for x in the following inequality:

$$1 < x \leq 5$$

5. Assuming that x is a whole number, write down all the possible values for x in the following inequality:

$$-5 \leq x < 3$$

<p>Daily English</p>	<p>This week we will be looking at famous artists in our daily English. Bridget Louise Riley (born 24 April 1931) is an English painter known for her optical illusion paintings. She lives and works in London, Cornwall and the Vaucluse in France</p> <p>Using any of the three paintings – write a short story or a poem inspired by them</p> <div style="display: flex; justify-content: space-around; align-items: center;">    </div>
<p>Well-being</p>	<p>Try this over the next two days:</p> <p>Look outside your window or at photograph and try to draw it or paint it in the style of LS Lowry - remember his people were nicknamed 'matchstick men'.</p> 
<p>Problem of the day</p>	<p>Today's Problem:</p> <p>Can you find an artist that begins with each letter of the alphabet (either first names or surnames)</p>
<p>Healthy Me</p>	<p>What healthy snack can you make today? Take a photo and share it with us.</p>
<p>The activities below are supplementary and can be used to further extend learning opportunities whilst at home.</p>	
<p>Home Learning</p>	<p>Please look at your Home Learning grid, visit the school website at https://www.newbridge.bathnes.sch.uk/ and go to the tab Classes and click on your class.</p> <p>Please plan and complete these activities throughout the duration of the school closure.</p>
<p>Termly Spellings</p>	<p>Please take time to learn spellings for future weeks and to re-visit past spellings. These can be found on the school website at https://www.newbridge.bathnes.sch.uk/ and go to the tab Classes and click on your class.</p> <p>Also, you can learn the Year 5/6 statutory words that we have provided for you. Concentrate on the spellings that you know you find tricky.</p> <p>Remember the ways in which we practice them each week in class:</p> <ul style="list-style-type: none"> • Writing them forwards and backwards • Writing the vowels in a different colour • Write them in a pyramid shape • Look, write, cover, check • Each letter could be a different colour • You could also find out their meaning by using a dictionary. • Can you write each one in a sentence?

National Curriculum Word Lists	Look in your Reading Log and find all of the spellings for your year group. How many of these can you learn? Can you write a sentence using the words?
Curriculum Overview	<p>Take time to look at the Curriculum Overview for your year group. This can be found on the school website at https://www.newbridge.bathnes.sch.uk/ Go to the tab Key Information, go down the menu on the left hand side to Curriculum, go to Termly Overview and click on the one for your year group.</p> <p>Talk to a grown up at home and decide on an aspect you would like to find out more about. This means that when you come back to school, you will be able to share something new.</p>
Useful websites	Please see the useful websites list.

Well done for trying all of these areas of learning. Please can I ask that your parent sends a few lines in an email to let me know what you have completed today.

All Year 6 communication to go through this email:

6b@newbridge.bathnes.sch.uk

Please look out for tomorrow's learning, from Mrs Amor and Mrs Button.