

**Wednesday 13<sup>th</sup> May:**

*Good morning Year 2! How are you all today? We hope you enjoyed yesterday's tasks and the Cosmic Kids 'Trolls' Yoga!*

*Did you manage to tackle yesterday's riddle - I add lots of flavour and have many layers, but if you get too close, I'll make you cry. What am I?...An onion. High five if you got this right!*

*Have a great day and enjoy your learning everybody!*

**Daily reading**

**Interesting insects:**

Yesterday as part of the 'Healthy Me' section, you built a bug hotel. Spring is such an amazing season to spot wildlife so why not impress your friends and family by learning astonishing facts to share with them. Explore non-fiction books or get online if you can, to read about the different types of insects you might be lucky enough to find in your bug hotel. You may like to read about a range of butterflies, beetles or bees so that you are full of interesting insect knowledge!

Remember to enjoy reading a range of books at home too. Are you still enjoying your reading den? Can you update your den or put it in a new corner of your house?



**Top Tips:**

- Prior to reading, encourage your child to focus on the title of the book, the author, the illustrator and the front cover. Make predictions about what you think will happen in this book based on these factors. Afterwards, read the blurb and see if it gives you any further hints.
- Continue asking your child questions throughout the book but also encourage them to ask questions, as this will further their understanding of the text.
- When you have finished the story, is your child able to retell the events in the order in which they happened? If you are reading non-fiction, can they recall any interesting facts that they have read?

**Daily counting, number bonds or times tables**

**Bang! Bang! - How to play:**

Step 1: Two players stand back to back, cowboy shootout style.

Step 2: A question is called out, such as 'What is 4 x 5?'

Step 3: The first player to turn, face their opponent, shout 'Bang! Bang!' and to give the correct answer, wins a point.

Step 4: This is then repeated until a number of points, decided at the start of the game, is reached. The player with the most points is of course the winner!

**Challenge:** Include division facts within the game to test your inverse operation knowledge.

**Termly Spellings**

This week's spelling pattern focuses on words ending in – **tion**. How are you getting on learning your spellings?

Have a go at finding different items around the house or garden to spell out the letters. You could make the words using pebbles, spoons, teabags, fair trade items, corks etc.

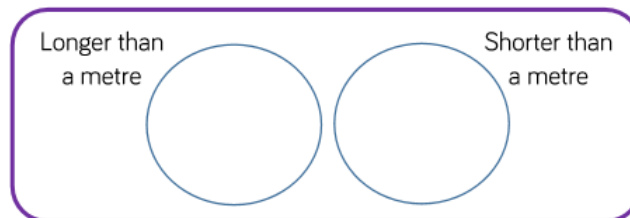
**Daily Maths**

For any help and activities for measuring this week, please log in to Maths with Parents: [www.mathswithparents.com](http://www.mathswithparents.com) .If you haven't registered before, log in as a parent with your child's details and the class code- **2EO = 717743 2G = 633030**

**Longer or shorter than a metre?**

Do you know how many centimetres are in one metre? Can you find things in and around your home which are exactly one metre long? Have a go at measuring different items and objects and record them in the correct section. You could take your learning outside and even record the length of your garden, car, house or driveway!

**Top Tip:** When measurements are longer than one metre you can record it using cm and m e.g. 1 metre and 50 centimetres.



**Challenge** – Have a go at comparing three of the different measurements you record using the <, > and = symbols.

**Daily English/Phonics****Dictated sentence:**

Please read the following sentences to your child. Then re-read slowly one word at a time while your child writes the sentence.

*Please pass me the water because I am very thirsty.*

*There is a mop to clean the floor behind that table.*

Copy the following real and alien words, then put sound buttons on them. Press the buttons to read the words.

**thankful juspthump carnivore kithburn**

Put the following common exception words into sentences. Remember your punctuation.

**hold find most both**

**Challenge:** How many different sentences can you write using the words in one minute? Remember to use the correct punctuation.

Optional game – <https://www.phonicstracker.com/games/WordRacer/index>

Please pick a phase suitable for your child's ability.



**Writing:**

Yesterday, you began writing your 'how to make a brilliant bug hotel' instructions. Now, you should have a title and a 'You will need' section. Today, underneath yesterday's writing you are going to write numbered steps to explain the method. Remember to use your 'You will need section' to help you.

Use the example to support your writing:

**Method**

1. First find a safe spot to collect your items to make the bug hotel.
2. Next hunt for dried, crispy leaves to create a bed for your insects.
3. Then carefully collect long, thick sticks so that your mini beasts can climb.

	<p><b>Top tips</b></p> <ul style="list-style-type: none"> <li>- Use time adverbials - first, next, then, after that</li> <li>- Include bossy verbs – cut, slice, pour, stick</li> <li>- Pictures – they make it clear for the reader</li> <li>- Add your own safety tip at the end</li> </ul> <p><b>Challenge</b> – Have a go at using <b>adverbs (ly words)</b> in your instructions to describe the <b>verbs (action words)</b> e.g. <b>Carefully collect</b> long, thick sticks.</p>
<p><b>Healthy Me</b></p>	<p>Last Saturday 9<sup>th</sup> May, was World Fair Trade Day. Do you know what is meant by Fair Trade? Have a look in your cupboards and fridge to see if you can find any foods with the Fair Trade label. You may like to research to find out more about Fair Trade and why it is important. Can you have a go at designing a new Fair Trade logo?</p> <div style="display: flex; justify-content: space-around; align-items: center;">   </div>
<p><b>Problem of the day</b></p>	<p><b>Challenge</b> – Mrs Titchener’s Tower! Mrs Titchener wants you to create the tallest tower you can for her. It needs to be free standing and built out of items of your choice. Think toilet roll tubes, paper, Lego, twigs or anything you can think of that will add to the height. Can you build your tower taller than yourself? This would be great to build your maths into as you could measure the height of the tower each time you add to it.</p> <p><b>Today’s riddle</b> – What gets bigger the more you take away?</p>
<p><b>The activities below are supplementary and can be used to further extend learning opportunities whilst at home.</b></p>	
<p><b>Home Learning</b></p>	<p>Please look at your Home Learning grid for Term 5 on the school website at <a href="https://www.newbridge.bathnes.sch.uk/">https://www.newbridge.bathnes.sch.uk/</a> and go to the tab <b>Classes</b> and click on your class.</p> <p>Please plan and complete these activities throughout the duration of the school closure.</p>
<p><b>National Curriculum Word Lists</b></p>	<p>Look in your Reading Log and find all of the spellings for your year group. How many of these can you learn? Can you write a sentence using the words?</p>
<p><b>Curriculum Overview</b></p>	<p>Take time to look at the Curriculum Overview for your year group. This can be found on the school website at <a href="https://www.newbridge.bathnes.sch.uk/">https://www.newbridge.bathnes.sch.uk/</a> Go to the tab <b>Key Information</b>, go down the menu on the left hand side to <b>Curriculum</b>, go to <b>Termly Overview</b> and click on the one for your year group.</p> <p>Talk to a grown up at home and decide on an aspect you would like to find out more about. This means that when you come back to school, you will be able to share something new.</p>
<p><b>Useful websites</b></p>	<p>Please see the useful websites list.</p>
<p><i>Have a fabulous day of learning today everybody. We really look forward to reading about your Fair Trade work and we can't wait to hear some of your interesting insect facts!</i></p> <p style="text-align: center;">2EO: <a href="mailto:2eo@newbridge.bathnes.sch.uk">2eo@newbridge.bathnes.sch.uk</a> 2G: <a href="mailto:2g@newbridge.bathnes.sch.uk">2g@newbridge.bathnes.sch.uk</a></p> <p><i>Enjoy today’s tasks and look out for tomorrow’s learning.</i></p> <p><i>From the Year 2 teachers</i></p>	