

Wednesday 13th May: Good morning Year 3! How many different birds did you see in your garden yesterday? What were they doing? Keep up the observations today!

Daily reading

Today, please read for at least 20 minutes.

This week, we would love you to write a book review on the book you have been reading! Perhaps you could answer one of these 5 questions each day? If you have only just started a new book, you could write a review of the last book you have read. **Today have a go at Question 3!**

- 1.) Can you describe the plot? What happens in the story?
- 2.) Where is the story set? Is there more than one setting?
- 3.) Who is your favourite character and why?
- 4.) Can you describe your favourite part of the book?
- 5.) Would you recommend this book to a friend? Why/why not? (Give a 5-star rating)

Daily times tables

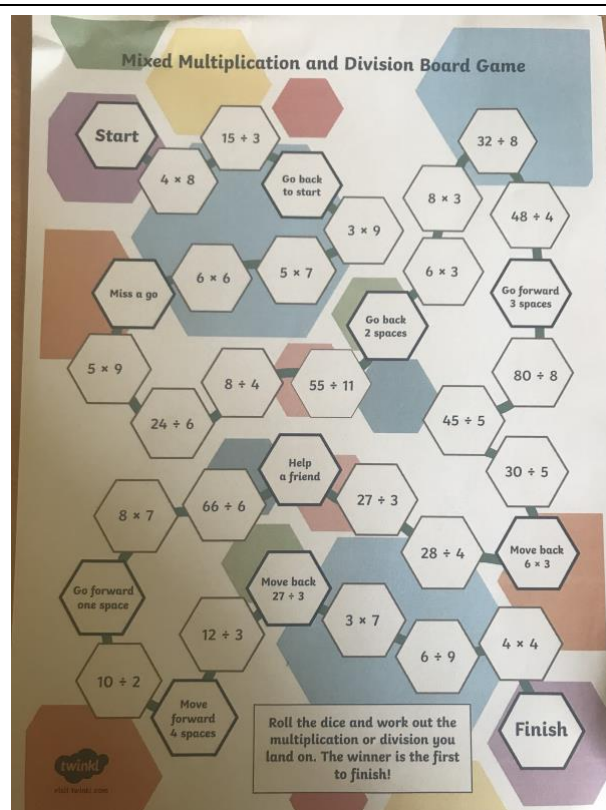
By the end of Year 3 you will need to know times tables up to 2, 5 and 10 (end of Year 2 expectations) 3, 4 and 8 (end of Year 3 expectations) You will need to spend time focusing on these using various websites or playing squirt as we talked about.

The Year 3 Team see this as really important learning so expect you to spend a minimum of 15 minutes a day learning your times tables. If these are also secure, please learn other tables up to 12 x 12 and related division facts.

This week we would like you to create a multiplication and division board game using the multiplication/division facts you have been learning – as well as adding a few extras to challenge yourself!

Please see the example of what your board game could look like. You will need to design and make your board game and then play it on a daily basis with a family member!

Tomorrow you will be given a new times table task to complete.



Daily Maths

MATHS WITH PARENTS:

We would love to see the completed work of the addition and subtraction fractions you have been doing! Please send us some pictures via email.

Mental starter:

Ready:

Double and halve numbers to 20.

Eg. Double $4 = 4 + 4 = 8$ Halve $6 = 6 \div 2 = 3$

- 1.) Double 6
- 2.) Halve 18
- 3.) Double 7
- 4.) Halve 16
- 5.) Double 9

Steady/Go:

Double and halve numbers to 50.

Eg. Double $25 = 25 + 25 = 50$ Halve $30 = 30 \div 2 = 15$

- 6.) Double 18
- 7.) Halve 42
- 8.) Double 13
- 9.) Halve 36
- 10.) Double 23

Main lesson:

Today's lesson focuses on finding **fractions of a set of objects**.

<https://whiterosemaths.com/homelearning/year-3/>

Complete **Lesson 2 from Week 2**

(Summer Term week commencing 27th April). There is a video to watch to help you to understand. Complete the worksheet or copy out in your maths book.

Ready: Please have a go at watching the video and questions 1-3.

Steady: Complete questions 1-5

Go: Complete questions 1-9

Alternatively, have a go at 'Feeding Time at the Zoo' (sheet separate PDF attached).

Feeding Time at the Zoo

I can find fractions of a set of objects.

Help the twins to work out how much food to give each animal. Put objects on fraction strips to help you.

Each rhino will get:
Strawberries
Apple
Banana

Each giraffe will get:
Strawberries
Apple
Banana

Each monkey will get:
Strawberries
Apple
Banana

Baby elephant gets $\frac{1}{2}$ and mum elephant gets $\frac{1}{2}$
Strawberries for baby
Banana for baby
Apple for mum
Strawberries for mum
Banana for mum

Challenge:
One monkey has 6 pieces of pear. How much did the twins need altogether to be able to feed both monkeys? Draw a picture on the back of the sheet to help you work it out.

Daily English

Over the next few days, we will be focusing on 'contractions' in our writing. What is a contraction? Can you remember from your previous learning?

Click on the link below. Watch the video and complete activities:

<https://www.bbc.co.uk/bitesize/topics/zvwxnb/articles/zcyv4qt>

(separate PDFs attached)

Ready/Steady:

Go:

Contractions

Work out the contractions.

do

1. did + not = _____

2. _____ + not = couldn't

it

3. have + not = _____

4. _____ + not = can't

he

5. _____ + will = he'll

6. _____ + would = I'd

can



7. should + have = _____

8. should + not = _____

9. they + are = _____

10. they + _____ = they've

11. you + _____ = you'd

Problem of the day	<p>What is the name of this type of pigeon? If you don't know, could you think of an appropriate name for it from its appearance? Have you ever seen one in your garden?</p> <div style="display: flex; justify-content: space-around;">   </div>
Healthy Me	<p>We are really excited to announce that we have three fantastic Dance videos for Year 3 to watch and take part in dancing to! Lucy Hobman is a 3rd Year Dance Student at Bath Spa University and has created these dance sessions to encourage movement, fitness and enjoyment in dance. We think they're fantastic and hope you have lots of fun taking part! Today's Dance video is: 'Street Dance' Lesson 3 3KC</p> <p>To access this, please click on the link below or go to the school website https://www.newbridge.bathnes.sch.uk/ and click on the link at the top of the Dance Videos page under the tab Daily Learning.</p> <p>https://onedrive.live.com/?authkey=%21APabdthacayf8XdI&id=DD4ED68E370C809D%214220&cid=DD4ED68E370C809D</p> <p>Please read the letter from Lucy before taking part in the activities with regards to health and safety.</p>
<p>The activities below are supplementary and can be used to further extend learning opportunities whilst at home.</p>	
Home Learning	<p>Please look at your Home Learning grid.</p> <p>Visit the school website at https://www.newbridge.bathnes.sch.uk/ and go to the tab Classes and click on your class.</p> <p>Please plan and complete these activities throughout the duration of the school closure.</p>
Termly Spellings	<p>Please take time to learn spellings for future weeks and to re-visit past spellings.</p> <p>These can be found on the school website at https://www.newbridge.bathnes.sch.uk/ and go to the tab Classes and click on your class.</p>
National Curriculum Word Lists	<p>Look in your Reading Log and find all of the spellings for your year group. How many of these can you learn? Can you write a sentence using the words?</p>
Curriculum Overview	<p>Take time to look at the Curriculum Overview for your year group. This can be found on the school website at https://www.newbridge.bathnes.sch.uk/ Go to the tab Key Information, go down the menu on the left hand side to Curriculum, go to Termly Overview and click on the one for your year group.</p> <p>Talk to a grown up at home and decide on an aspect you would like to find out more about. This means that when you come back to school, you will be able to share something new.</p>
Useful websites	<p>Please see the useful websites list.</p>
<p><i>Well done for trying all of these areas of learning. Please can I ask that your parent sends a few lines in an email to let me know what you have completed today.</i></p> <p style="text-align: center;">3OG: 3og@newbridge.bathnes.sch.uk 3KC: 3kc@newbridge.bathnes.sch.uk</p> <p><i>Please look out for tomorrow's learning, from Mrs O'Gara, Mrs Keynes and Mrs Ross</i></p>	