

**Wednesday 13th May:** Good morning Year 5. Today is Wednesday, as you probably knew already, so here are some facts about Wednesday you are much less likely to be acquainted with! Wednesday is named after Woden, the most important God in the German Pantheon, and is often associated with the Norse God Odin. The name is derived from the Old English word *Wōdnesdæg* and the Middle English word *Wednesdei*, meaning 'day of Woden', reflecting the pre-Christian religion practiced by the Anglo-Saxons. It also marks the middle of our learning week. What have you enjoyed so far? Is there anything you would like to learn and could seek out independently?

**Daily reading**

Can you create a new front cover for your favourite book?

You could even use your imagination to create a front cover for a sequel to your favourite book, adding a blurb on the back to make the reader excited to find out what it is all about!



**Daily times tables**

With a partner, take it in turns to throw a ball (or object) to one another, reciting your times tables after each catch.

Using your knowledge, can you work out which times table matches these clues?

a)  
Each number in this times table is even.  
12 x this number is less than 45  
Multiples of this number include: 12, 26, 8, 94

b)  
Numbers in this times table can be odd or even.  
12 x this number is greater than 60  
Multiples of this number include: 28, 56, 91, 140

**Termly Spellings**

Please take time to learn spellings for future weeks and to re-visit past spellings. These can be found on the school website at <https://www.newbridge.bathnes.sch.uk/> and go to the tab **Classes** and click on your class.

This week's spellings are:

guessed      whose      morning  
guest      who's      mourning

**Activity:** Ask a family member to play Hangman with you using this week's spellings. To help win the game, remember to count the number of spaces and think about any suffixes of letter strings that might be useful.


Yesterday, you were adding decimals - crossing the whole.

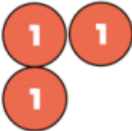





Today's learning objective is: **adding decimals with the same number of decimal places.**

<https://whiterosemaths.com/homelearning/year-5/>


For those of you who can access the website it is Summer term, week beginning 27th April /Lesson 1.

If you cannot access the website, please complete these questions in your maths book.

 Use the place value chart to add 3.45 and 4.14


Ones	Tenths	Hundredths
		
		

$$\begin{array}{r}
 3.45 \\
 + 4.14 \\
 \hline
 \\
 \hline
 \end{array}$$

 Use the column method to solve these additions.

$$\begin{array}{r}
 4.42 \\
 + 7.63 \\
 \hline
 \\
 \hline
 \end{array}$$

$$\begin{array}{r}
 4.55 \\
 + 3.07 \\
 \hline
 \\
 \hline
 \end{array}$$

 Ron goes to the shops. He buys 3 items. What is the most he could pay? What is the least he could pay?



£4.45



£5.59



£3.99



£4.05

If you would rather learn maths through a more practical task - try this:

Use coins to make some decimal addition sums, i.e.: £1.24 + £2.90



Try placing the coins into a column addition sum and making sure that each coin has its correct place value.

## Daily English

Publish your limerick from yesterday.

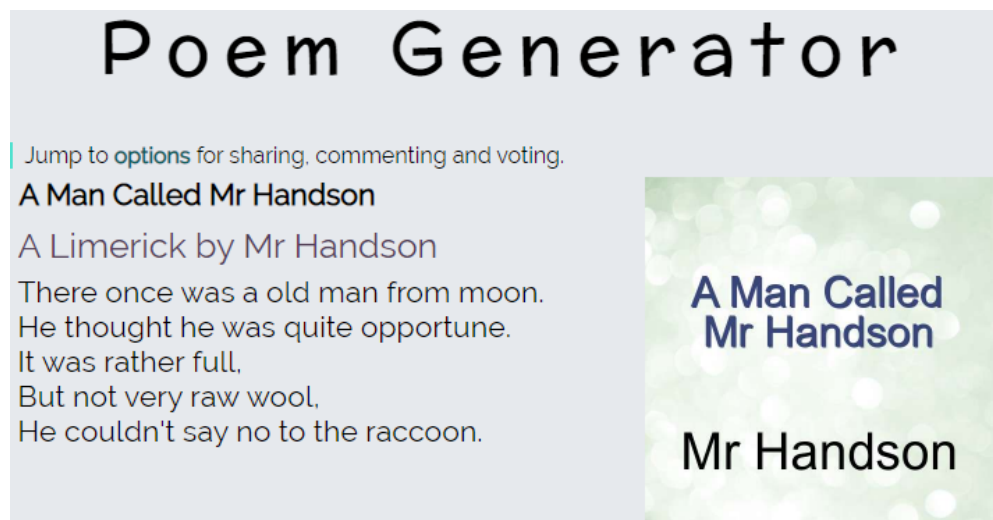
To be successful, include:

- Cursive handwriting
- Clearly laid out stanza lines
- Images that link to your nouns and adjectives
- Eye-catching colour or shading

For inspiration, or something different, try this limerick generator online:

<https://www.poem-generator.org.uk/limerick/>

Using the words: Mr Handson, danced, pasta and Moon; it came up with:



The screenshot shows a webpage titled "Poem Generator". Below the title, there is a link to "options" for sharing, commenting, and voting. The main content is a limerick titled "A Man Called Mr Handson" by Mr Handson. The limerick text is: "There once was a old man from moon. He thought he was quite opportune. It was rather full, But not very raw wool, He couldn't say no to the raccoon." To the right of the limerick is a decorative image with a green bokeh background and the text "A Man Called Mr Handson" and "Mr Handson" in white and blue.

These are lovely examples too: <https://www.kidzone.ws/poetry/limerick.htm>


## Healthy Me

Build on the exercise you did yesterday. Can you improve your number of repetitions or length of time spent exercising? Keep a record of your achievements to help visualise your progress.

Exercises you could have chosen from included:

- squats (number of)
- the plank (how long for)
- star jumps (number of in a certain time)
- skipping (number of, or number of in a certain time)
- push ups (number of)
- sit ups or crunches (number of)

**Problem of the Day**



Marcelle was linking a paperclip chain. On the first day she joined two paperclips together; on the second day she added three more to the chain; and on the third day she added four paperclips.

If she continues adding paperclips at the same rate, how many will she add on the ninth day? How many paperclips will there be altogether in the chain?

**Extension:**

Change the number of paperclips by adding two more than the day before, or by doubling the number added the day before.

*Answer hint: Total paper clips added on ninth day = the second multiple of 5;  
Total Paperclips altogether =  $9 \times 6$*

**The activities below are supplementary and can be used to further extend learning opportunities whilst at home.**

**Home Learning**

Please look at your Home Learning grid.  
Visit the school website at <https://www.newbridge.bathnes.sch.uk/> and go to the tab **Classes** and click on your class.  
  
Please plan and complete these activities throughout the duration of the school closure.

**National Curriculum Word Lists**

Look in your Reading Log and find all of the spellings for your year group. How many of these can you learn? Use the strategies listed at the top of the page.

**Curriculum Overview**

Take time to look at the Curriculum Overview for your year group. This can be found on the school website at <https://www.newbridge.bathnes.sch.uk/> Go to the tab **Key Information**, go down the menu on the left hand side to **Curriculum**, go to **Termly Overview** and click on the one for your year group.  
  
Talk to a grown up at home and decide on an aspect you would like to find out more about. This means that when you come back to school, you will be able to share something new.

**Useful websites**

Please see the useful websites list.

*Well done for trying all of these areas of learning. Please can we ask that your parent sends a few lines in an email to let us know what you have completed today.*

**5B:** [5b@newbridge.bathnes.sch.uk](mailto:5b@newbridge.bathnes.sch.uk) **5H:** [5h@newbridge.bathnes.sch.uk](mailto:5h@newbridge.bathnes.sch.uk)

*Please look out for tomorrow's learning, from Mrs Bartlett and Mr Handson*