

**Wednesday 16<sup>th</sup> July:**

Good morning Year 2!

How did you get on with Tuesday's riddle? - What do you give a sick bird? The answer was **tweetment!** Well done if you were able to get this right!

**Share your own fun fact of the day** – Impress your friends and family by sharing some of your own fun facts with them. Visit the website below to expand your food knowledge:

<https://www.sciencekids.co.nz/sciencefacts/food.html>

Have a super day and enjoy your activities.

**Daily reading**

**Fact finders!**

It's always great fun to learn about animals, countries or sports we find interesting. Choose a topic to read about. This could be about an extinct species that fascinates you, such as a woolly mammoth. If you want to do some writing to show off your reading skills, you could create a fun fact file using the information you have read about. Try to include the different features of non-fiction writing e.g. titles, subheadings, pictures and captions.

**Top Tips:**

- Prior to reading, encourage your child to focus on the title of the book, the author, the illustrator and the front cover. Make predictions about what you think will happen in this book based on these factors. Afterwards, read the blurb and see if it gives you any further hints.
- Continue asking your child questions throughout the book but also encourage them to ask questions as this will further their understanding of the text.
- When you have finished the story, is your child able to retell the events in the order in which they happened? If you are reading non-fiction, can they recall any interesting facts that they have read?

**Daily counting, number bonds or times tables**

**Dice multiplication!**

You will need two dice to play. If you don't have two dice, you can either make your own or make two sets of 1-6 number cards. Choose a times table that you want to focus on. Roll dice one, then roll dice two, look at the numbers on each and add them up. Then you need to multiply the total by whichever times table you are working on. E.g. I roll 4 and I roll 6, so that equals 10.  $10 \times 2 = 20$ .

**Challenge** – Make it more difficult by having a go at your 3x or 4x table as well. You could even have a go at using division facts here too. E.g. I roll 4 and I roll 6, so that equals 10.  $10 \times 2 = 20$  and  $20 \div 10 = 2$

**Termly Spellings**

This week's spelling pattern focuses on the **u** sound spelt '**o**'

no**o**thing  
bro**o**ther  
mo**o**ther  
o**o**ther  
br**o**ak  
any**o**ne

**Choose an activity below to help you to learn the spellings this week:**

- Writing the words forwards and backwards
- Write the words into sentences
- Write the words in rainbow writing

**Daily Maths**

Remember you can log in to Maths with Parents:

[www.mathswithparents.com](http://www.mathswithparents.com). If you haven't registered before, log in as a parent with your child's details and the class code - **2EO = 717743**    **2G = 633030**

### Measurement: Finding Durations of Time

Today, we are moving on to thinking about durations of time. We will be exploring the start and end time of an event and thinking about how long the event lasted. This is the duration of the event. Today you can use your clock to help you and counting in steps of five minutes will help you to find the different durations of time.

#### Questions for thinking:

What is the start time?

What is the end time?

How can we show this on the clock?

How long did the event last?

How did you work out the duration?

Are there any other methods for working out duration?



How much time has passed from the start to end time?

Start    Duration    End



Complete the table.

Start	End	Time passed	Duration
			_____ minutes
			_____ minutes
5 past 2	5 to 3		_____ minutes



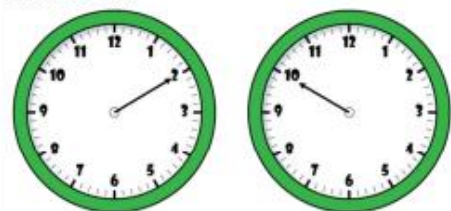
Jack leaves school at quarter past 3

He arrives home at five to 4

How long was Iqbal's journey?



Oh no! The hour hand has fallen off the class clock!



Start

End

The clock shows the start and end time of a film.

How long do you think the film lasted?

**Challenge:**

Aimee is planning her birthday. She wants to plan something to do from 9am to 5pm. Here are the things she wants to do:

- Visit the zoo (3 hours)
- Go to Pizza Express (1 hour and a half)
- Have breakfast (half an hour)
- Play party games (1 hour)
- Watch a film (2 hours)

Create a timetable for Aimee's day. Talk about when each event will end as you tackle the challenge. Can you create another table for Aimee's day that is different to the one you've already created?

**Daily English/  
Phonics****Dictated sentence:**

Please read the following sentence to your child. Then re-read slowly one word at a time while your child writes the sentence.

*I will mop the floor and sweep the path today.*

Copy the following real and alien words, then put sound buttons on them. Press the buttons to read the words.

**custard    dragonfly    coodungton    ashulp**

Put the following common exception words into sentences. Remember your punctuation.

**clothes    after    behind    last**

**Challenge:** Write the words into sentence types of your choice.

**Optional extra:** <https://www.phonicsbloom.com/>

Choose phase and a game which is suitable for your child.

**Writing - Recap writing**




Have a look at Rob Biddulph's monster illustration he created. You may have even had a go at drawing this yourself if you've drawn the monster with Rob already. If you've not drawn the monster and would like to have a go, then follow this link to draw along.

[https://www.youtube.com/watch?v=PedfXGus\\_K0](https://www.youtube.com/watch?v=PedfXGus_K0)

Today's writing is a chance for you to recap on your previous learning. You can write a story about the monster, create a character description, write a poem about the creature or even produce instructions to explain to somebody how to look after the monster. These are all types of writing we have looked at before, so this is a good chance to show off your brilliant skills. Think carefully about what the different types of writing include and remember to use these features within the writing you do today. If you fancy basing your writing on one of Rob Biddulph's other creatures, then visit his website below to choose a different one. Happy writing everybody and we look forward to seeing your great work!

<http://www.robbiddulph.com/draw-with-rob>



	<p><b>Challenge:</b> Once you have completed your writing, read back through it and think about how you can improve the language. There may be words that you have used that you could up level. Have a go at using a thesaurus to help you with this. If you find a different word in the thesaurus which is more sophisticated than the one in your writing, you can cross out the old word and write the new word above this. This is a really good way to improve your writing and your vocabulary at the same time!</p>
<p><b>Healthy Me</b></p>	<p><b>Friendship bracelets</b> - Make your friends or family members friendship bracelets. Have a look at the website below to give you some very cool ideas!</p> <p><a href="https://www.hobbycraft.co.uk/ideas/kids/how-to-make-friendship-bracelets">https://www.hobbycraft.co.uk/ideas/kids/how-to-make-friendship-bracelets</a></p> 
<p><b>Problem of the Day</b></p>	<p>Look at the artist Andy Goldsworthy. He likes to use natural materials to produce his sculptures. Can you make a piece of art that combines shapes and patterns?</p> <div style="display: flex; justify-content: space-around;">   </div> <p><b>Today's riddle</b> – What do you call a dinosaur that is sleeping?</p>
<p><b>The activities below are supplementary and can be used to further extend learning opportunities whilst at home.</b></p>	
<p><b>Home Learning</b></p>	<p>Please look at your Home Learning grid for Term 6 on the school website at <a href="https://www.newbridge.bathnes.sch.uk/">https://www.newbridge.bathnes.sch.uk/</a> and go to the tab <b>Classes</b> and click on your class.</p> <p>Please plan and complete these activities throughout the duration of the school closure.</p>
<p><b>National Curriculum Word Lists</b></p>	<p>Look in your Reading Log and find all of the spellings for your year group. How many of these can you learn? Can you write a sentence using the words?</p>
<p><b>Curriculum Overview</b></p>	<p>Take time to look at the Curriculum Overview for your year group. This can be found on the school website at <a href="https://www.newbridge.bathnes.sch.uk/">https://www.newbridge.bathnes.sch.uk/</a> Go to the tab <b>Key Information</b>, go down the menu on the left hand side to <b>Curriculum</b>, go to <b>Termly Overview</b> and click on the one for your year group.</p> <p>Talk to a grown up at home and decide on an aspect you would like to find out more about. This means that when you come back to school, you will be able to share something new.</p>
<p><b>Useful websites</b></p>	<p>Please see the useful websites list.</p>
<p>Well done for trying all of these areas of learning. Please can I ask that your parent sends a few lines in an email to let us know what you have completed today?</p> <p style="text-align: center;">2EO: <a href="mailto:2eo@newbridge.bathnes.sch.uk">2eo@newbridge.bathnes.sch.uk</a> 2G: <a href="mailto:2g@newbridge.bathnes.sch.uk">2g@newbridge.bathnes.sch.uk</a></p> <p><i>From the Year 2 teachers</i></p>	