

**Wednesday 1<sup>st</sup> July:**

Good morning Year 1. Did you manage to guess the answer to yesterday's riddle? The answer was **Edam**. Did you know that Edam is a type of Dutch cheese? It is named after the town that it comes from, Edam in the Netherlands. Keep working hard and trying your best!

**Daily reading**

Today, please read a book of your choice for 10 minutes then spend 5 minutes retelling what you have read and answering questions about it. Please ask an adult to help you with this.

Can you think of a different title for the book you are reading at the moment?

Optional online book -

Dragon Training - [https://www.oxfordowl.co.uk/api/digital\\_books/1249.html](https://www.oxfordowl.co.uk/api/digital_books/1249.html)

**Daily counting, number bonds or times tables**

Count forwards and backwards in 5s.

Try starting at 20 or 55.

Join in Jack Hartmann counting in 5s.

<https://www.youtube.com/watch?v=amxVL9KUmq8>

**Termly Spellings**

Please take time to learn spellings for future weeks and to re-visit past spellings.

These can be found on the school website at <https://www.newbridge.bathnes.sch.uk/> and go to the tab **Classes** and click on your class.

You might like to try making up memorable 'silly sentences' containing the word to help you remember them.

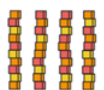

**Daily Maths**

**Partitioning numbers:**

Look at the number 43

We can use a place value chart to help us.

**43** has **4 tens** and **3 ones**.

Tens	Ones
	

Tens	Ones
<b>4</b>	<b>3</b>

Draw a place value chart in your book like the one below

Tens	Ones

Put these numbers on the place value chart.

Repeat with other numbers.

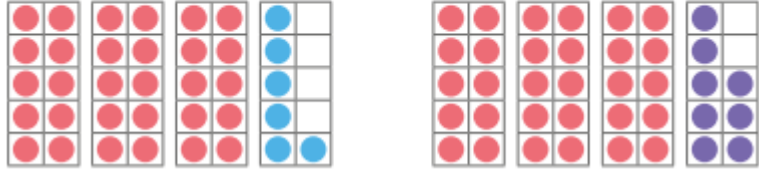
85

34

65

89

50

	<p><b>Challenge-</b></p> <p>Write the numbers represented on to the place value chart.</p> 
<p><b>Daily English/ Phonics</b></p>	<p><b>Writing:</b></p> <p>Can you draw a map of Curtis, Bertha and Gertie’s journey to Brian Bear’s picnic at Friary Wood? Include some story words on your map. Here are some ideas of words you could include, or you could add your own.</p> <p><b>First, ... Next, ... After that, ... Finally,...</b></p> <p>Now use your map to retell the story to someone in your family.</p> <p><b>Dictated sentence:</b></p> <p>Please read the sentence to your child. Then re-read slowly one word at a time while your child writes the sentence.</p> <p><i>The girls like to glue things with ribbon.</i></p> <p>Extension – Can you extend your sentence using <b>and/because/when</b>?</p> <p>Copy the following real and alien words, then put sound buttons on them. Press the buttons to read the words.</p> <p><b>wieg    amaze    wheck    chew</b></p> <p>Play Quick Write. How many times can you write each word in a minute?</p> <p><b>friend    school</b></p> <p>Optional game – Phonics Play</p> <p><a href="https://www.phonicsplay.co.uk/resources/phase/5/sentence-substitution-ph5b">https://www.phonicsplay.co.uk/resources/phase/5/sentence-substitution-ph5b</a></p> <p>The site gives free log in details on its home page. Or pick a different game if your child finds it too tricky.</p>
<p><b>Healthy Me</b></p>	<p>Go Noodle – Can’t Stop the Feeling - <a href="https://www.youtube.com/watch?v=KhfkYzUwYFk">https://www.youtube.com/watch?v=KhfkYzUwYFk</a></p> <p>Pasta pictures – Use pasta, draw or paint a fantasy figure.</p>
<p><b>Problem of the Day</b></p>	<p>Challenge – Can you create a model of one of the rooms in your house? Maybe your bedroom. Use Lego, blocks, recycling objects (make sure you check with an adult if they are clean and safe to use) to build your room.</p> <p>Riddle of the day – You can you serve it, but never eat it? What is it?</p>
<p><b>The activities below are supplementary and can be used to further extend learning opportunities whilst at home.</b></p>	
<p><b>Home Learning</b></p>	<p>Please look at your Home Learning grid.</p> <p>Visit the school website at <a href="https://www.newbridge.bathnes.sch.uk/">https://www.newbridge.bathnes.sch.uk/</a> and go to the tab <b>Classes</b> and click on your class.</p> <p>Please plan and complete these activities throughout the duration of the school closure.</p>

<b>National Curriculum Word Lists</b>	<p>Look in your Reading Log and find all of the spellings for your year group. How many of these can you learn?</p> <p>Can you write a sentence using the words?</p>
<b>Curriculum Overview</b>	<p>Take time to look at the Curriculum Overview for your year group. This can be found on the school website at <a href="https://www.newbridge.bathnes.sch.uk/">https://www.newbridge.bathnes.sch.uk/</a> Go to the tab <b>Key Information</b>, go down the menu on the left hand side to <b>Curriculum</b>, go to <b>Termly Overview</b> and click on the one for your year group.</p> <p>Talk to a grown up at home and decide on an aspect you would like to find out more about. This means that when you come back to school, you will be able to share something new.</p>
<b>Useful websites</b>	Please see the useful website list.
<p><i>Well done for trying all of these areas of learning. Please can I ask that your parent sends a few lines in an email to let us know what you have completed today.</i></p> <p style="text-align: center;">1DE: <a href="mailto:1de@newbridge.bathnes.sch.uk">1de@newbridge.bathnes.sch.uk</a>      1R: <a href="mailto:1r@newbridge.bathnes.sch.uk">1r@newbridge.bathnes.sch.uk</a></p> <p><i>Please look out for tomorrow's learning, from Mrs Dinsdale, Mrs Earle and Ms Rhodes.</i></p>	